

# **BALDOR**® • ***RELIANCE***

## **Product Information Packet**

# **VEM3613T**

**5HP,3450RPM,3PH,60HZ,184TC,3630M,TEFC,F1**

Part Detail							
Revision:	F	Status:	PRD/A	Change #:		Proprietary:	No
Type:	AC	Prod. Type:	3630M	Elec. Spec:	36WGS042	CD Diagram:	CD0005
Enclosure:	TEFC	Mfg Plant:		Mech. Spec:	36A003	Layout:	36LYA003
Frame:	184TC	Mounting:	F1	Poles:	02	Created Date:	05-10-2010
Base:	N	Rotation:	R	Insulation:	F	Eff. Date:	03-31-2015
Leads:	9#16					Replaced By:	
Literature:		Elec. Diagram:					

Nameplate NP1259L							
CAT.NO.	VEM3613T						
SPEC.	36A003S042G1						
HP	5						
VOLTS	230/460						
AMP	11.8/5.9						
RPM	3450						
FRAME	184TC	HZ	60	PH	3		
SER.F.	1.15	CODE	L	DES	A	CL	F
NEMA-NOM-EFF	88.5	PF	91				
RATING	40C AMB-CONT						
CC	010A	USABLE AT 208V					
DE	6206	ODE	6205				
ENCL	TEFC	SN					

Parts List		
Part Number	Description	Quantity
SA194649	SA 36A003S042G1	1.000 EA
RA182235	RA 36A003S042G1	1.000 EA
34FN3002B02	EXTERNAL FAN, PLASTIC, .905/.907 HUB W/	1.000 EA
S/P107-000-001	SUPER E PROC'S-FS, WS & CK PLTS	1.000 EA
36CB3004	36 CB CASTING W/1.09 DIA LEAD HOLE @ 6:0	1.000 EA
36GS1000SP	GASKET-CONDUIT BOX, .06 THICK #SV-330 LE	1.000 EA
51XB1016A08	10-16X 1/2HXWSSLD SERTYB	2.000 EA
11XW1032G06	10-32 X .38, TAPTITE II, HEX WSHR SLTD U	1.000 EA
HW3001B01	BRASS CUP WASHER, FOR #8 SCREW	1.000 EA
36EP3104A01	FREP MACH W/GRSR, RAISED FH PADS	1.000 EA
HW4500A01	1641B(ALEMITE)400 UNIV, GREASE FITT	1.000 EA
HW5100A05	WVY WSHR F/205 & 304 BRGS	1.000 EA
36EP3301A23	PU ENDPLATE, ENCL. 182-4TC 206 BRG. W/GR	1.000 EA
HW4500A01	1641B(ALEMITE)400 UNIV, GREASE FITT	1.000 EA
10XN2520A28	1/4-20X 1 3/4 HEX HD	4.000 EA
HW1001A25	LOCKWASHER 1/4, ZINC PLT .493 OD, .255 I	4.000 EA
51XB1214A16	12-14X1.00 HXWSSLD SERTYB	1.000 EA
36FH4009A102	IEC FH GREASER W/AUTOPHERETIC PRIMER	1.000 EA
51XW1032A06	10-32 X .38, TAPTITE II, HEX WSHR SLTD S	3.000 EA
36CB4516	36 LIPPED CB LID	1.000 EA
37GS1001	GASKET, CONDUIT BOX LID, .06 THICK LEXID	1.000 EA
51XW0832A07	8-32 X .44, TAPTITE II, HEX WSHR SLTD SE	4.000 EA
HW2501E16	3KEY, 1/4 SQ X 1.750	1.000 EA
HA7000A02	KEY RETAINER RING, 1 1/8 DIA, 1 3/8 DIA	1.000 EA

<b>Parts List (continued)</b>		
<b>Part Number</b>	<b>Description</b>	<b>Quantity</b>
85XU0407S04	4X1/4 U DRIVE PIN STAINLESS	2.000 EA
MJ1000A75	GREASE, POLYREX EM EXXON (USe 4824-15A)	0.050 LB
HA3101A25	THRUBOLT 1/4-20 X 11.000 OHIO ROD	4.000 EA
MG1000Y03	MUNSELL 2.53Y 6.70/ 4.60, GLOSS 20,	0.022 GA
LC0005E01	CONN.DIA./WARNING LABEL (LC0005/LB1119N)	1.000 EA
NP1259L	ALUM SUPER-E UL CSA-EEV CC NEMA PREMIUM	1.000 EA
36PA1001	PKG GRP, PRINT PK1017A06	1.000 EA
PK3082	STYROFOAM CRADLE	1.000 EA
MN416A01	TAG-INSTAL-MAINT no wire (1200/bx) 11/14	1.000 EA

**AC Induction Motor Performance Data**

Record # 32158 - Typical performance - not guaranteed values

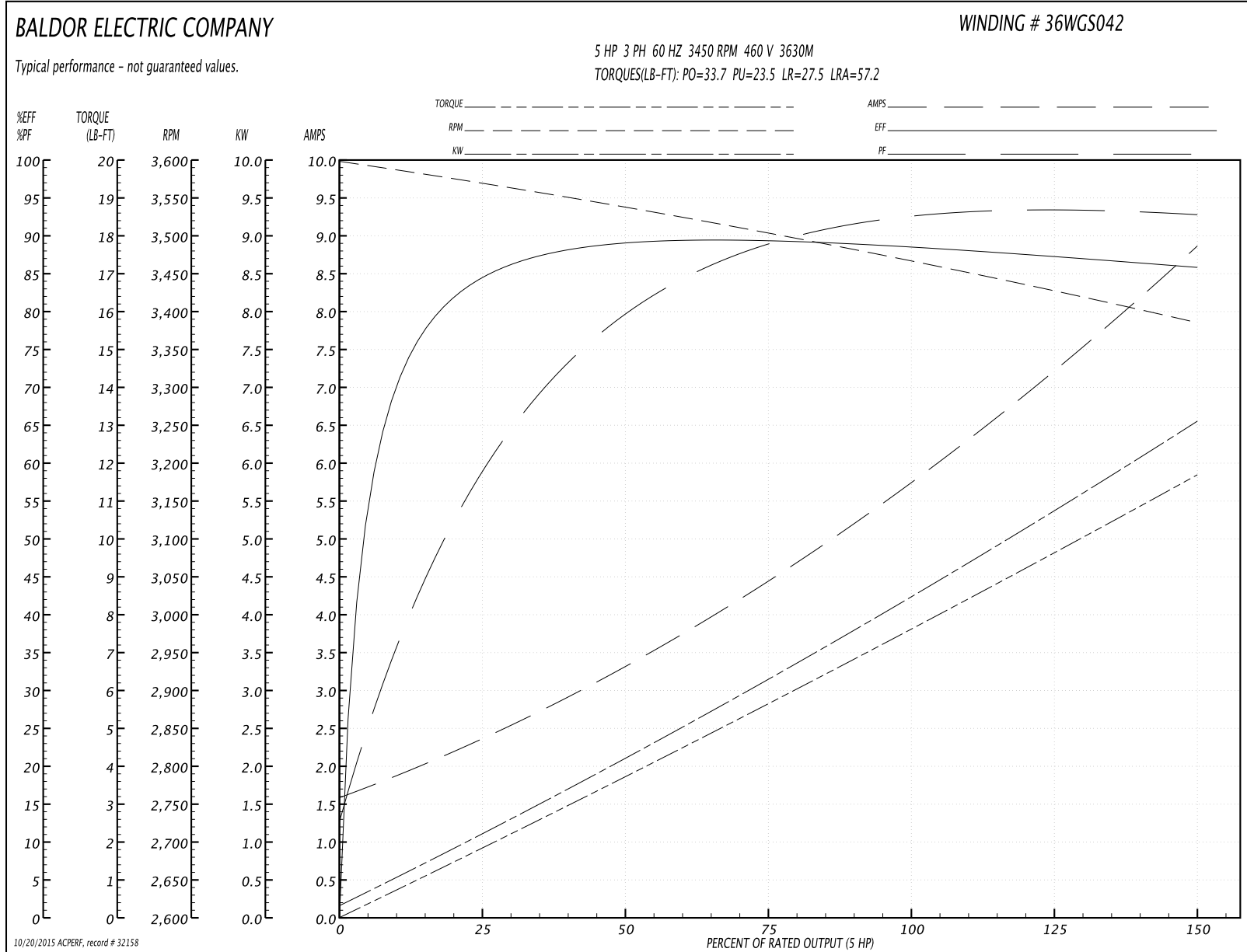
<b>Winding:</b> 36WGS042-R002	<b>Type:</b> 3630M	<b>Enclosure:</b> TEFC
-------------------------------	--------------------	------------------------

Nameplate Data				460 V, 60 Hz: High Voltage Connection	
Rated Output (HP)	5			Full Load Torque	7.67 LB-FT
Volts	230/460			Start Configuration	direct on line
Full Load Amps	11.8/5.9			Breakdown Torque	33.7 LB-FT
R.P.M.	3450			Pull-up Torque	23.5 LB-FT
Hz	60	Phase	3	Locked-rotor Torque	27.5 LB-FT
NEMA Design Code	A	KVA Code	L	Starting Current	57.2 A
Service Factor (S.F.)	1.15			No-load Current	1.68 A
NEMA Nom. Eff.	88.5	Power Factor	91	Line-line Res. @ 25°C	2.3313 Ω
Rating - Duty	40C AMB-CONT			Temp. Rise @ Rated Load	72°C
S.F. Amps				Temp. Rise @ S.F. Load	89°C
				Rotor inertia	0.134 LB-FT <sup>2</sup>

Load Characteristics 460 V, 60 Hz, 5 HP

% of Rated Load	25	50	75	100	125	150	S.F.
Power Factor	62	81	88	91	93	93	92
Efficiency	84.1	88.9	89.4	88.7	87.3	85.8	87.9
Speed	3568.7	3537.4	3504.2	3465.8	3428.2	3385	3443
Line amperes	2.24	3.26	4.47	5.85	7.26	8.8	6.7

Performance Graph at 460V, 60Hz, 5.0HP Typical performance - Not guaranteed values



**AC Induction Motor Performance Data**

Record # 50850 - Typical performance - not guaranteed values

<b>Winding:</b> 36WGS042-R002	<b>Type:</b> 3630M	<b>Enclosure:</b> TEFC
-------------------------------	--------------------	------------------------

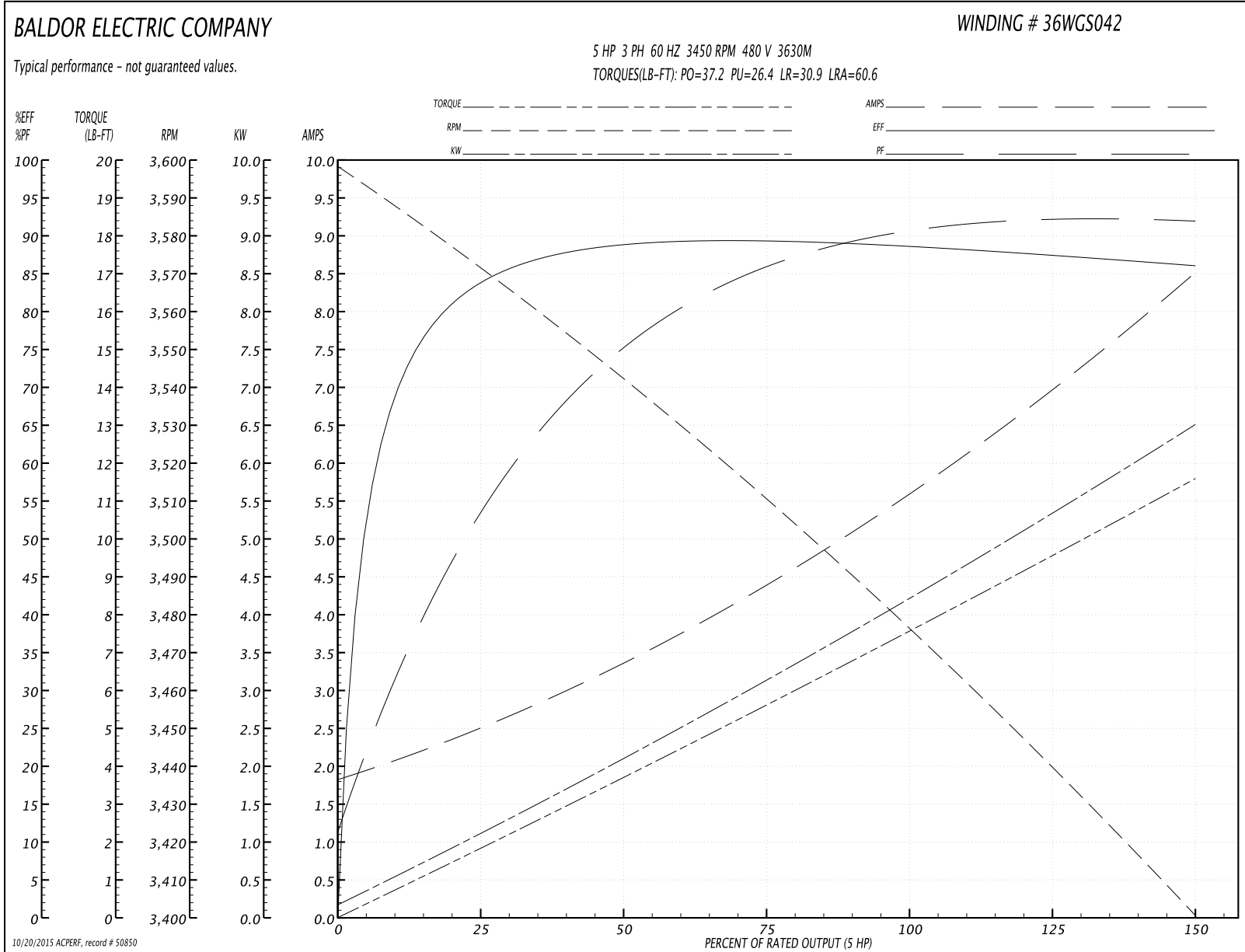
Nameplate Data				480 V, 60 Hz: High Voltage Connection	
Rated Output (HP)	5			Full Load Torque	7.64 LB-FT
Volts	230/460			Start Configuration	direct on line
Full Load Amps	11.8/5.9			Breakdown Torque	37.2 LB-FT
R.P.M.	3450			Pull-up Torque	26.4 LB-FT
Hz	60	Phase	3	Locked-rotor Torque	30.9 LB-FT
NEMA Design Code	A	KVA Code	L	Starting Current	60.6 A
Service Factor (S.F.)	1.15			No-load Current	1.91 A
NEMA Nom. Eff.	88.5	Power Factor	91	Line-line Res. @ 25°C	2.26 Ω
Rating - Duty	40C AMB-CONT			Temp. Rise @ Rated Load	71°C
S.F. Amps				Temp. Rise @ S.F. Load	85°C
				Rotor inertia	0.134 LB-FT <sup>2</sup>

Load Characteristics 480 V, 60 Hz, 5 HP

% of Rated Load	25	50	75	100	125	150	S.F.
Power Factor	56	77	86	90	92	93	91
Efficiency	83.3	88.5	89.4	88.7	87.6	86	88
Speed	3571	3541	3511	3475	3440	3400	3454
Line amperes	2.39	3.32	4.43	5.71	7.03	8.46	6.5



Performance Graph at 480V, 60Hz, 5.0HP Typical performance - Not guaranteed values



**AC Induction Motor Performance Data**

Record # 51386 - Typical performance - not guaranteed values

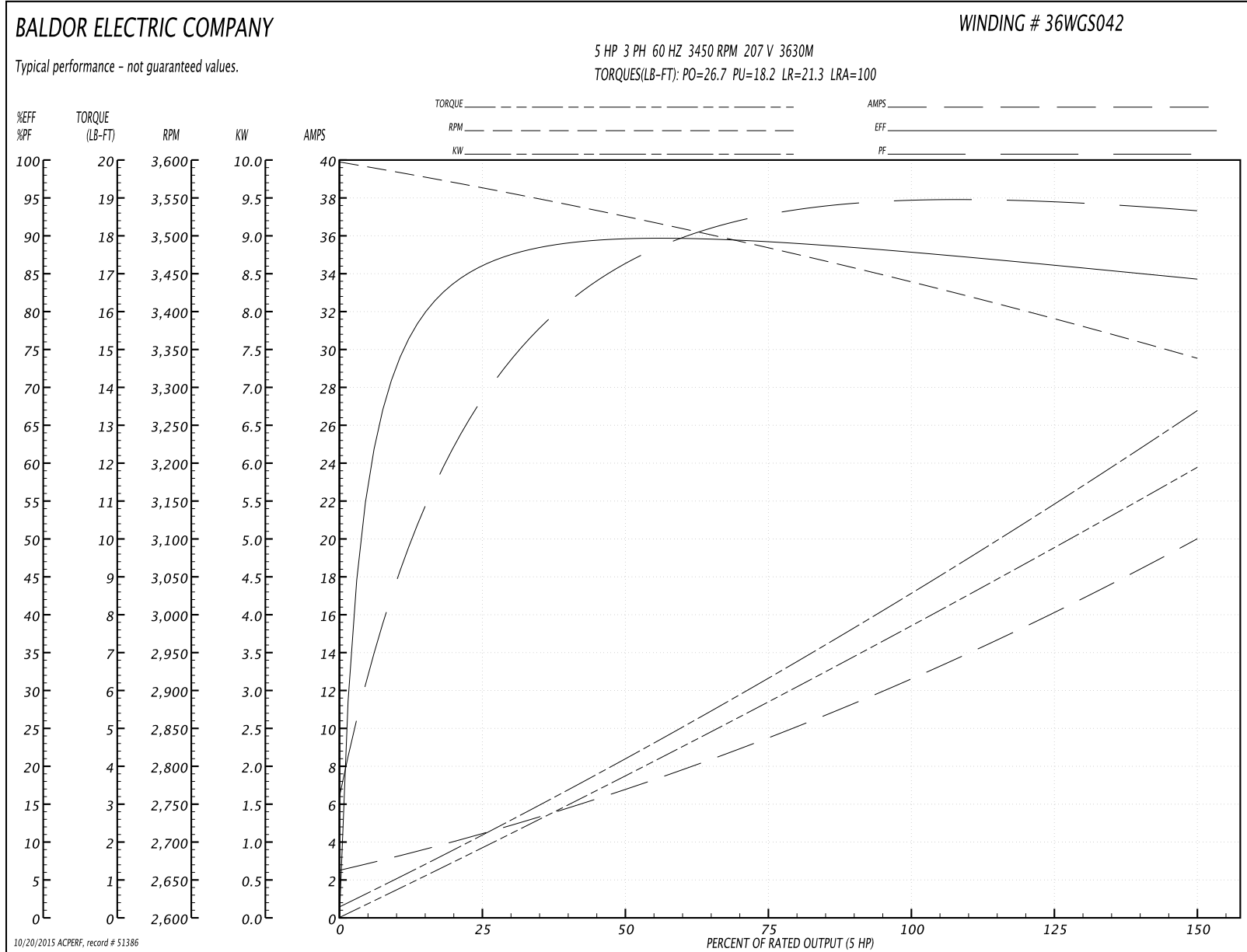
<b>Winding:</b> 36WGS042-R002	<b>Type:</b> 3630M	<b>Enclosure:</b> TEFC
-------------------------------	--------------------	------------------------

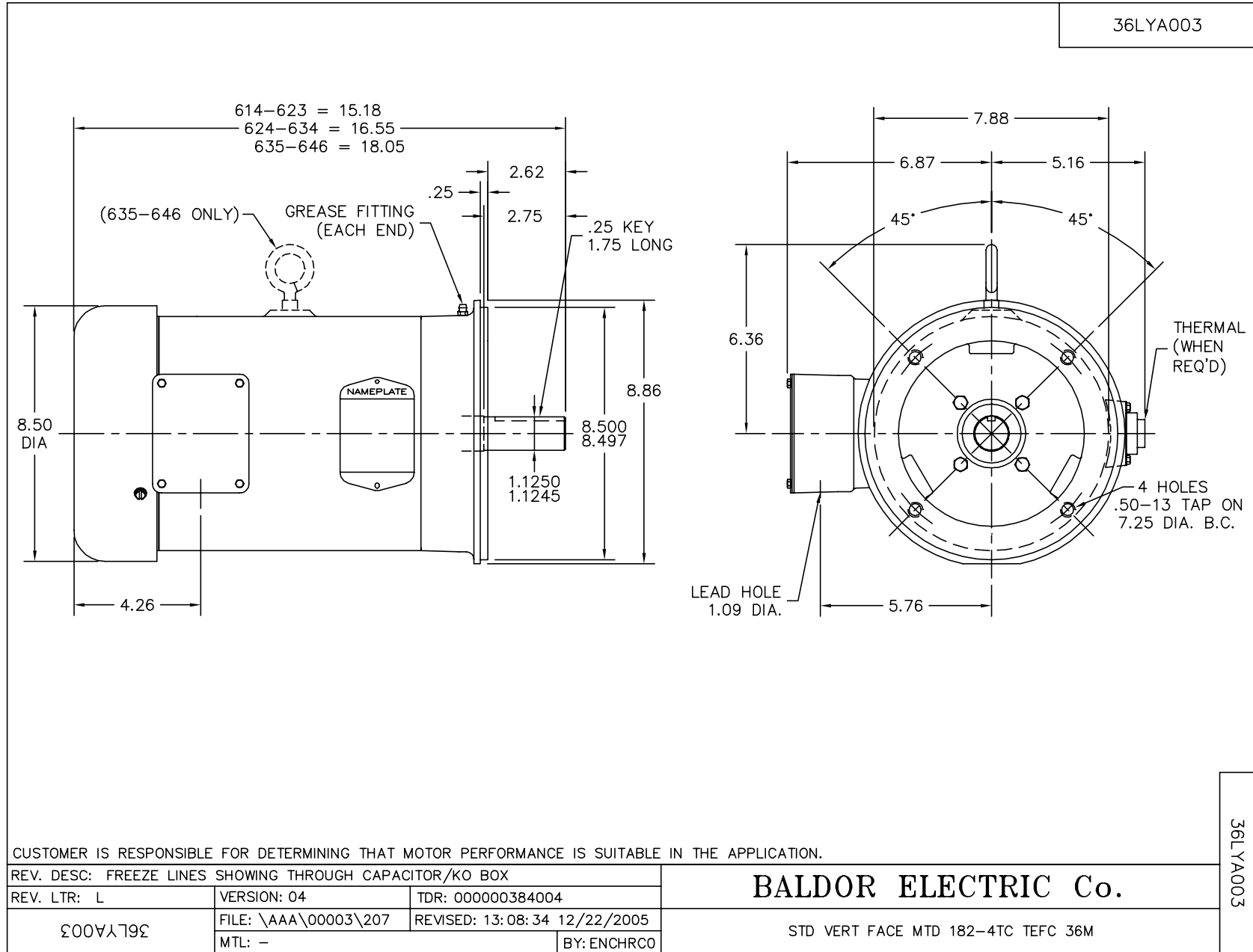
Nameplate Data				207 V, 60 Hz: Low Voltage Connection	
Rated Output (HP)	5			Full Load Torque	7.73 LB-FT
Volts	230/460			Start Configuration	direct on line
Full Load Amps	11.8/5.9			Breakdown Torque	26.7 LB-FT
R.P.M.	3450			Pull-up Torque	18.2 LB-FT
Hz	60	Phase	3	Locked-rotor Torque	21.3 LB-FT
NEMA Design Code	A	KVA Code	L	Starting Current	100 A
Service Factor (S.F.)	1.15			No-load Current	2.7 A
NEMA Nom. Eff.	88.5	Power Factor	91	Line-line Res. @ 25°C	0.566 Ω
Rating - Duty	40C AMB-CONT			Temp. Rise @ Rated Load	78°C
S.F. Amps				Temp. Rise @ S.F. Load	99°C
				Rotor inertia	0.134 LB-FT <sup>2</sup>

Load Characteristics 207 V, 60 Hz, 5 HP

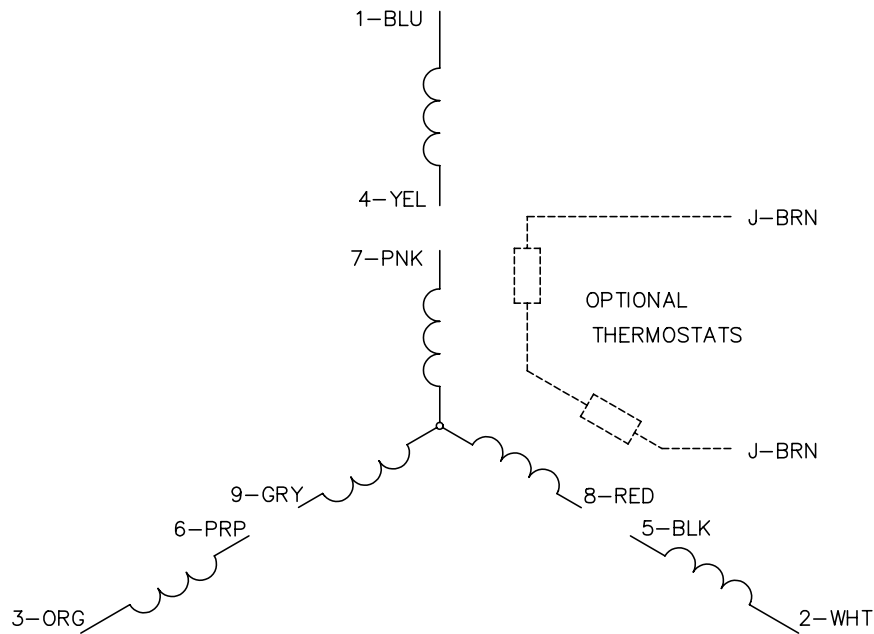
% of Rated Load	25	50	75	100	125	150	S.F.
Power Factor	73	87	92	94	94	94	94
Efficiency	85.8	89.5	89.3	88	86.1	84.3	86.9
Speed	3563	3525	3485	3439	3392	3338	3411
Line amperes	4.17	6.68	9.54	12.8	16.1	19.9	14.8

Performance Graph at 207V, 60Hz, 5.0HP Typical performance - Not guaranteed values

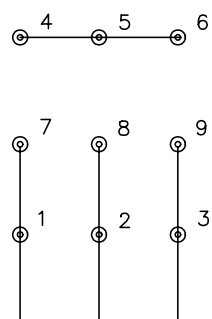




CD0005

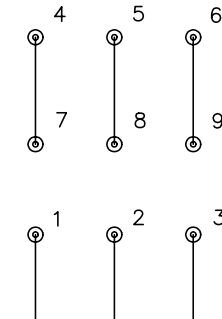


LOW VOLTAGE  
(2Y)



LINE

HIGH VOLTAGE  
(1Y)



LINE

NOTES:

1. INTERCHANGE ANY TWO LINE LEADS TO REVERSE ROTATION.
2. OPTIONAL THERMOSTATS ARE PROVIDED WHEN SPECIFIED.
3. ACTUAL NUMBER OF INTERNAL PARALLEL CIRCUITS MAY BE A MULTIPLE OF THOSE SHOWN ABOVE.
4. LEAD COLORS ARE OPTIONAL. LEADS MUST ALWAYS BE NUMBERED AS SHOWN.

REV. DESC: REVISE TO SHOW OPTIONAL COLORS			
REV. LTR: E	BY: JLP	REVISED: 01/19/99 10:15	TDR: 0171435
90000		FILE: AAA00005140	MDL: -
		MTL: -	

**BALDOR ELECTRIC Co.**

3PH, DV, 9 LEADS

CD0005