

# **BALDOR**® • ***RELIANCE***

## **Product Information Packet**

# **VEM3611T**

**3HP, 1760RPM, 3PH, 60HZ, 182TC, 3631M, TEFC, F1**

Part Detail							
Revision:	H	Status:	PRD/A	Change #:		Proprietary:	No
Type:	AC	Prod. Type:	3631M	Elec. Spec:	36WGS266	CD Diagram:	CD0005
Enclosure:	TEFC	Mfg Plant:		Mech. Spec:	36A003	Layout:	36LYA003
Frame:	182TC	Mounting:	F1	Poles:	04	Created Date:	06-29-2011
Base:	N	Rotation:	R	Insulation:	F	Eff. Date:	10-16-2015
Leads:	9#16					Replaced By:	
Literature:		Elec. Diagram:					

<b>Nameplate NP3441LUA</b>							
CAT.NO.	VEM3611T						
SPEC.	36A003S266G2						
HP	3						
VOLTS	230/460						
AMP	8.4/4.2						
RPM	1760						
FRAME	182TC	HZ	60	PH	3		
SER.F.	1.15	CODE	K	DES	B	CL	F
NEMA-NOM-EFF	89.5	PF	75				
RATING	40C AMB-CONT						
CC	010A	USABLE AT 208V	9				
DE	6206	ODE	6205				
ENCL	TEFC	SN					
VPWM INVERTER READY							
CT6-60H(10:1)VT3-60H(20:1)							
	50Hz 3HP 190/380V 9.6/4.8A sf1.0						

Parts List		
Part Number	Description	Quantity
SA226398	SA 36A003S266G2	1.000 EA
RA213496	RA 36A003S266G2	1.000 EA
36FN3000C01SP	EXFN, PLASTIC, 5.25 OD, .912 ID	1.000 EA
S/P107-000-001	SUPER E PROC'S-FS, WS & CK PLTS	1.000 EA
36CB3004	36 CB CASTING W/1.09 DIA LEAD HOLE @ 6:0	1.000 EA
36GS1000SP	GASKET-CONDUIT BOX, .06 THICK #SV-330 LE	1.000 EA
51XB1016A08	10-16X 1/2HXWSSLD SERTYB	2.000 EA
11XW1032G06	10-32 X .38, TAPTITE II, HEX WSHR SLTD U	1.000 EA
HW3001B01	BRASS CUP WASHER, FOR #8 SCREW	1.000 EA
36EP3104A01	FREP MACH W/GRSR, RAISED FH PADS	1.000 EA
HW4500A01	1641B(ALEMITE)400 UNIV, GREASE FITT	1.000 EA
HW5100A05	WVY WSHR F/205 & 304 BRGS	1.000 EA
36EP3301A23	PU ENDPLATE, ENCL. 182-4TC 206 BRG. W/GR	1.000 EA
HW4500A01	1641B(ALEMITE)400 UNIV, GREASE FITT	1.000 EA
10XN2520A28	1/4-20X 1 3/4 HEX HD	4.000 EA
HW1001A25	LOCKWASHER 1/4, ZINC PLT .493 OD, .255 I	4.000 EA
51XB1214A16	12-14X1.00 HXWSSLD SERTYB	1.000 EA
36FH4009A102	IEC FH GREASER W/AUTOPHERETIC PRIMER	1.000 EA
51XW1032A06	10-32 X .38, TAPTITE II, HEX WSHR SLTD S	3.000 EA
36CB4516	36 LIPPED CB LID	1.000 EA
37GS1001	GASKET, CONDUIT BOX LID, .06 THICK LEXID	1.000 EA
51XW0832A07	8-32 X .44, TAPTITE II, HEX WSHR SLTD SE	4.000 EA
HW2501E16	3KEY, 1/4 SQ X 1.750	1.000 EA
HA7000A02	KEY RETAINER RING, 1 1/8 DIA, 1 3/8 DIA	1.000 EA

<b>Parts List (continued)</b>		
<b>Part Number</b>	<b>Description</b>	<b>Quantity</b>
85XU0407S04	4X1/4 U DRIVE PIN STAINLESS	2.000 EA
MJ1000A75	GREASE, POLYREX EM EXXON (USe 4824-15A)	0.050 LB
HA3101A25	THRUBOLT 1/4-20 X 11.000 OHIO ROD	4.000 EA
MG1000Y03	MUNSELL 2.53Y 6.70/ 4.60, GLOSS 20,	0.022 GA
LC0005E01	CONN.DIA./WARNING LABEL (LC0005/LB1119N)	1.000 EA
NP3441LUA	ALUM SUPER-E VPWM INV READY UL	1.000 EA
36PA1000	PKG GRP, PRINT PK1016A06	1.000 EA
PK3082	STYROFOAM CRADLE	1.000 EA
MN416A01	TAG-INSTAL-MAINT no wire (1200/bx) 11/14	1.000 EA

**AC Induction Motor Performance Data**

Record # 53364 - Typical performance - not guaranteed values

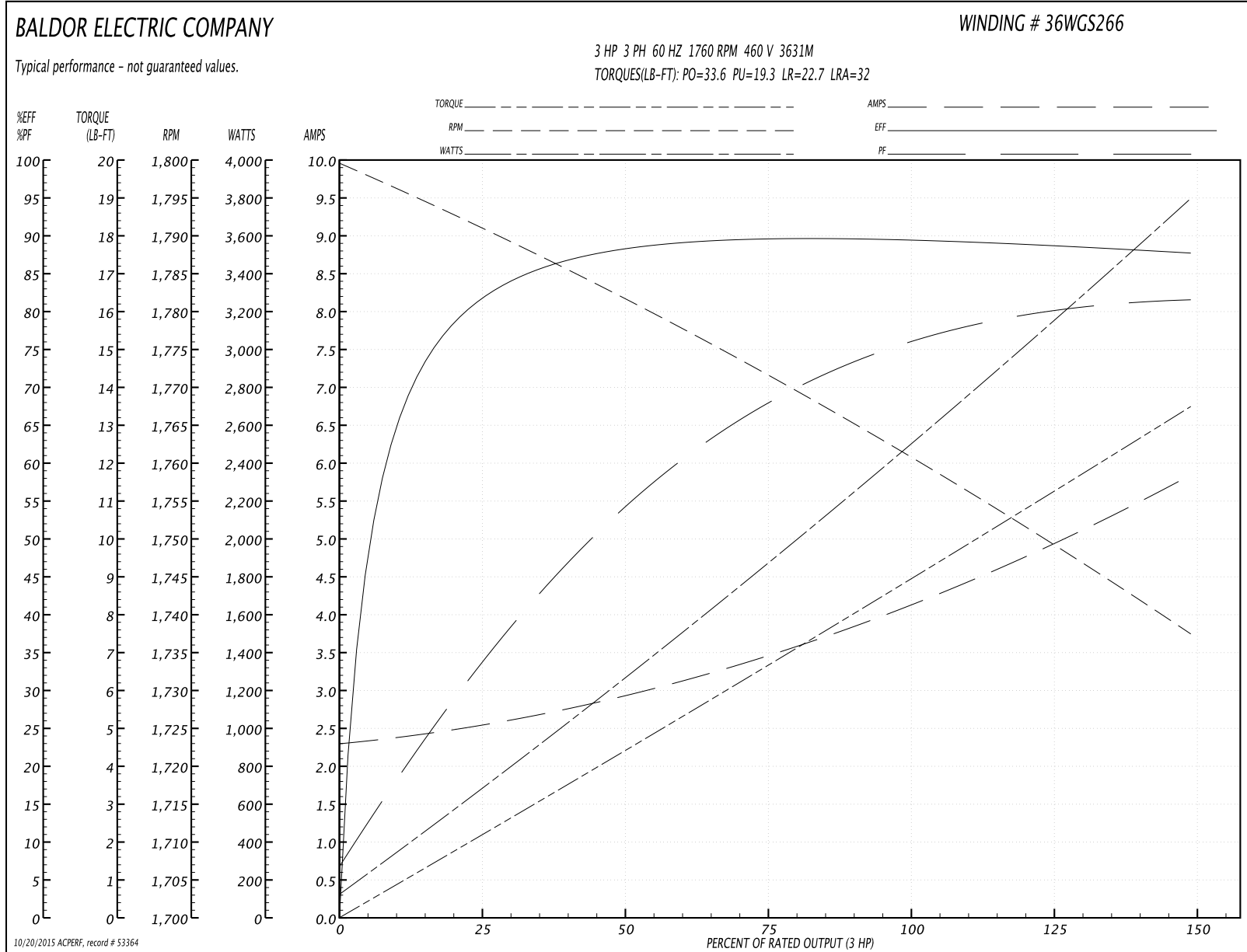
<b>Winding:</b> 36WGS266-R006	<b>Type:</b> 3631M	<b>Enclosure:</b> TEFC
-------------------------------	--------------------	------------------------

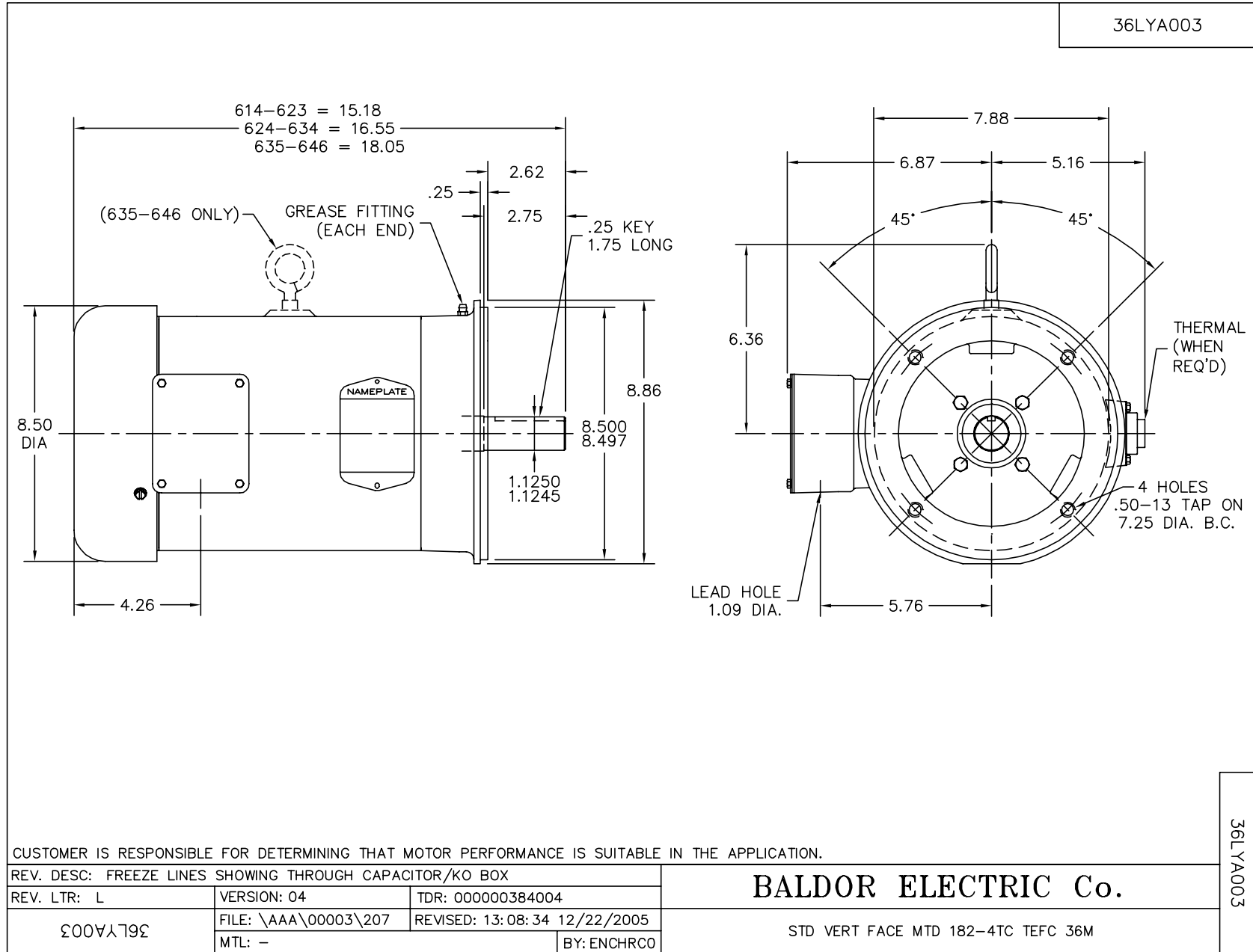
Nameplate Data				460 V, 60 Hz: High Voltage Connection	
Rated Output (HP)	3			Full Load Torque	8.88 LB-FT
Volts	230/460			Start Configuration	direct on line
Full Load Amps	8.4/4.2			Breakdown Torque	33.6 LB-FT
R.P.M.	1760			Pull-up Torque	19.3 LB-FT
Hz	60	Phase	3	Locked-rotor Torque	22.7 LB-FT
NEMA Design Code	B	KVA Code	K	Starting Current	32 A
Service Factor (S.F.)	1.15			No-load Current	2.33 A
NEMA Nom. Eff.	89.5	Power Factor	75	Line-line Res. @ 25°C	4.01 Ω
Rating - Duty	40C AMB-CONT			Temp. Rise @ Rated Load	40°C
S.F. Amps				Temp. Rise @ S.F. Load	48°C
				Rotor inertia	0.289 LB-FT <sup>2</sup>

Load Characteristics 460 V, 60 Hz, 3 HP

% of Rated Load	25	50	75	100	125	150	S.F.
Power Factor	34	54	68	75	79	82	77
Efficiency	80.9	87.8	89.5	89.6	88.9	88	89.2
Speed	1791	1781.8	1771.6	1761.8	1749.6	1737.2	1754
Line amperes	2.5	2.89	3.43	4.15	4.95	5.81	4.63

Performance Graph at 460V, 60Hz, 3.0HP Typical performance - Not guaranteed values



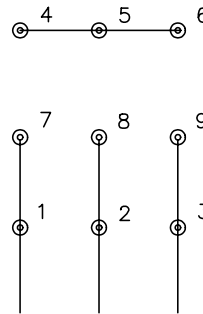




CD0005

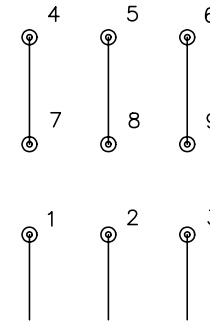


LOW VOLTAGE  
(2Y)



LINE

HIGH VOLTAGE  
(1Y)



LINE

NOTES:

1. INTERCHANGE ANY TWO LINE LEADS TO REVERSE ROTATION.
2. OPTIONAL THERMOSTATS ARE PROVIDED WHEN SPECIFIED.
3. ACTUAL NUMBER OF INTERNAL PARALLEL CIRCUITS MAY BE A MULTIPLE OF THOSE SHOWN ABOVE.
4. LEAD COLORS ARE OPTIONAL. LEADS MUST ALWAYS BE NUMBERED AS SHOWN.

REV. DESC: REVISE TO SHOW OPTIONAL COLORS			
REV. LTR: E	BY: JLP	REVISED: 01/19/99 10:15	TDR: 0171435
90000		FILE: AAA00005140	MDL: -
		MTL: -	

**BALDOR ELECTRIC Co.**

3PH, DV, 9 LEADS

CD0005