

# **BALDOR® • RELIANCE**

## **Product Information Packet**

**GALESBURG ELECTRIC/IND SPLY INC**

**UCM1014**

**10-15HP,3450RPM,3PH,60HZ,215Z,3726M,OPEN**

Part Detail							
Revision:	AK	Status:	PRD/A	Change #:		Proprietary:	No
Type:	AC	Prod. Type:	3726M	Elec. Spec:	37WGZ092	CD Diagram:	CD0005
Enclosure:	OPEN	Mfg Plant:		Mech. Spec:	37E766	Layout:	37LYE766
Frame:	215Z	Mounting:	F1	Poles:	02	Created Date:	
Base:	RG	Rotation:	R	Insulation:	F	Eff. Date:	10-28-2015
Leads:	9#14 32" FROM ADAPT Y					Replaced By:	
Literature:		Elec. Diagram:					

## Nameplate NP1279L

CAT.NO.	UCM1014										
SPEC.	37E766Z92										
HP	10-15 AIR OVER										
VOLTS	208-230/460										
AMP	38-36/18										
RPM	3450										
FRAME	215Z				HZ	60		PH	3		
SER.F.	1.00			CODE	H		DES	B	CL	F	
NEMA-NOM-EFF	85.5				PF	89					
RATING	40C AMB-CONT										
CC					USABLE AT 208V					38	
DE	6307				ODE	6206					
ENCL	OPEN			SN							

## Nameplate NP1263L

CAT.NO.	UCM1014									
SPEC.	37E766Z92									
HP	10-15 AIR OVER									
VOLTS	208-230/460									
AMP	38-36/18									
RPM	3450									
FRAME	215Z				HZ 60				PH 3	
SER.F.	1.00		CODE H		DES B		CL F			
NEMA-NOM-EFF	85.5		PF 89							
RATING	40C AMB-CONT									
CC			USABLE AT 208V						38	
DE	6307		ODE 6206							
ENCL	OPEN		SN							

Parts List		
Part Number	Description	Quantity
SA031067	SA 37E766Z92	1.000 EA
RA027106	RA 37E766Z92	1.000 EA
HA6011A01	ADAPTOR, MACH	1.000 EA
51XF2520A10	SCREW, HEX SER SLT HD, ZN, 1/4-20 X .62	2.000 EA
11XW1032G06	10-32 X .38, TAPTITE II, HEX WSHR SLTD U	1.000 EA
HW3001B01	BRASS CUP WASHER, FOR #8 SCREW	1.000 EA
37FE3200A05	FR ENDPLATE, FOR ROUTING PURPOSES	1.000 EA
HW4500A19	1/4-28X1/4 SLOTTED PLUG F/S	2.000 EA
HA1104A01	RODENT SCREEN 37 FRAME 206 BRG FRONT END	1.000 EA
51XW1032A06	10-32 X .38, TAPTITE II, HEX WSHR SLTD S	4.000 EA
10XN2520A28	1/4-20X 1 3/4 HEX HD	4.000 EA
HW5100A06	W2420-025 WVY WSHR (WB)	1.000 EA
37PE3201A03	PU ENDPLATE ASSEMBLY FOR ROUTING	1.000 EA
HW4500A19	1/4-28X1/4 SLOTTED PLUG F/S	2.000 EA
HA1104A05	RODENT SCREEN 37 FRAME 207 BRG PULLEY EN	1.000 EA
51XW1032A06	10-32 X .38, TAPTITE II, HEX WSHR SLTD S	2.000 EA
HW1001A25	LOCKWASHER 1/4, ZINC PLT .493 OD, .255 I	4.000 EA
XY3118A12	5/16-18 HEX NUT DIRECTIONAL SERRATION	4.000 EA
HW2501E18	KEY, 1/4 SQ X 2.000	1.000 EA
HA7000A02	KEY RETAINER RING, 1 1/8 DIA, 1 3/8 DIA	1.000 EA
LB1115N	LABEL,LIFTING DEVICE (ON ROLLS)	1.000 EA
85XU0407S04	4X1/4 U DRIVE PIN STAINLESS	2.000 EA
HW3200A01	3/8-16X3/4 I-BLT WELDED F/S	1.000 EA
HW1000A10	#10 FLAT WASHER (SAE)	4.000 EA

Parts List (continued)		
Part Number	Description	Quantity
MJ1000A02	GREASE, POLYREX EM EXXON (USe 4824-15A)	0.050 LB
HW1000A10	#10 FLAT WASHER (SAE)	2.000 EA
LD5000A24	LEAD ASSY, ML1400DF10 W/#10 RING 12"	1.000 EA
HA3104A14	THRUBOLT- 5/16-18 X12.125(OHIO)	4.000 EA
MG1025C02	WILKOFASST SG, 787.105, TAN	0.028 GA
LB1119N	WARNING LABEL	1.000 EA
LB1001	LABEL, GREASE-EXXON POLYREX EM	1.000 EA
LC0145B01	CONNECTION LABEL	1.000 EA
NP1279L	ALUM FARM DUTY UL CSA CC	1.000 EA
NP1263L	AUX, GP, ALUM, CC, LASER ETCHED	1.000 EA
36PA1001	PKG GRP, PRINT PK1017A06	1.000 EA
MN416A01	TAG-INSTAL-MAINT no wire (1200/bx) 11/14	1.000 EA

Accessories		
Part Number	Description	Multiplier
37-1404	C FACE KIT	A8

**AC Induction Motor Performance Data**

Record # 20933 - Typical performance - not guaranteed values

<b>Winding:</b> 37WGZ092-R002	<b>Type:</b> 3726M	<b>Enclosure:</b> OPAO
-------------------------------	--------------------	------------------------

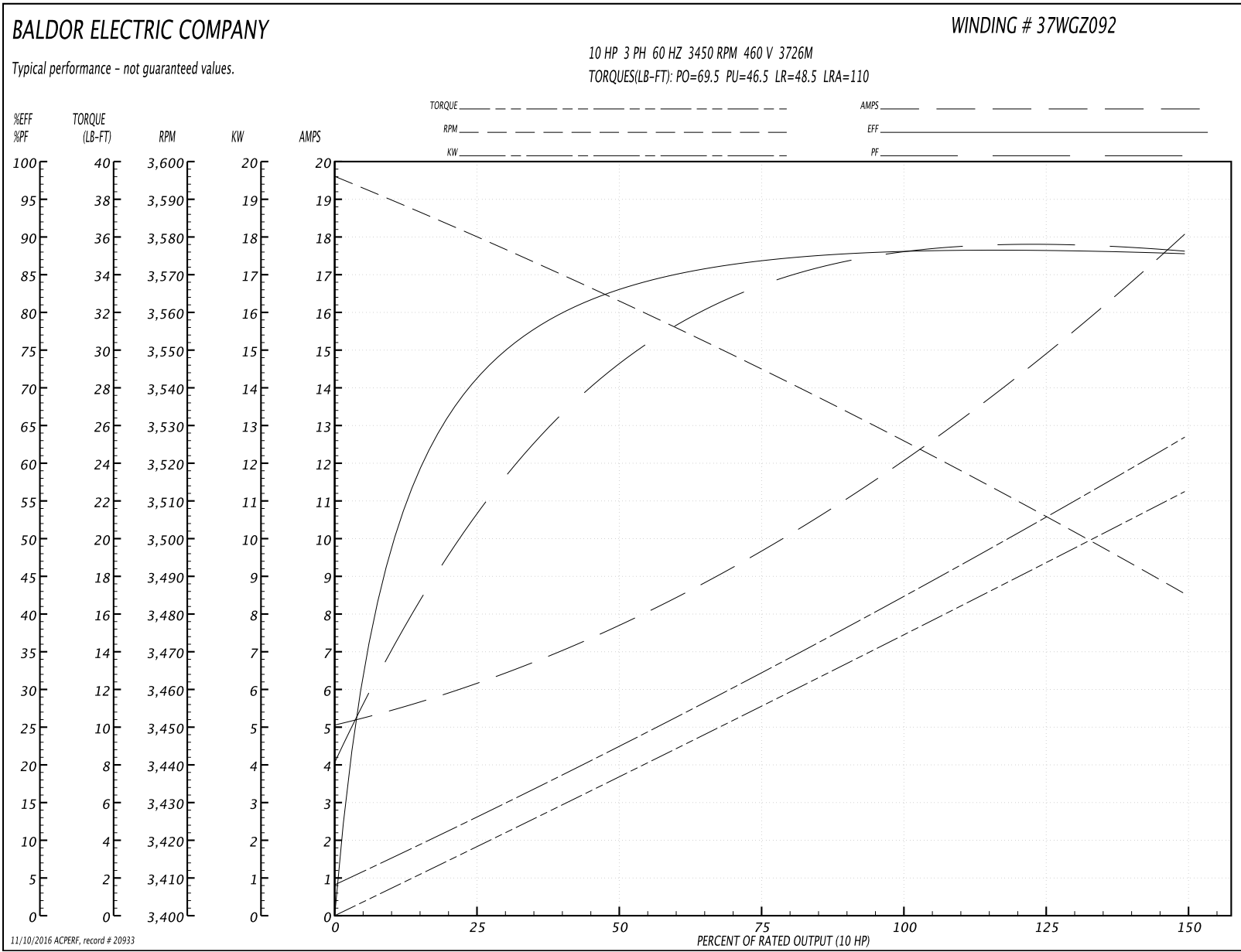
Nameplate Data				460 V, 60 Hz: High Voltage Connection	
Rated Output (HP)	10-15 AIR OVER			Full Load Torque	15 LB-FT
Volts	208-230/460			Start Configuration	direct on line
Full Load Amps	38-36/18			Breakdown Torque	69.5 LB-FT
R.P.M.	3450			Pull-up Torque	46.5 LB-FT
Hz	60	Phase	3	Locked-rotor Torque	48.5 LB-FT
NEMA Design Code	B	KVA Code	H	Starting Current	110 A
Service Factor (S.F.)	1			No-load Current	5.1 A
NEMA Nom. Eff.	85.5	Power Factor	89	Line-line Res. @ 25°C	1.18 Ω
Rating - Duty	40C AMB-CONT			Temp. Rise @ Rated Load	

**Load Characteristics 460 V, 60 Hz, 10 HP**

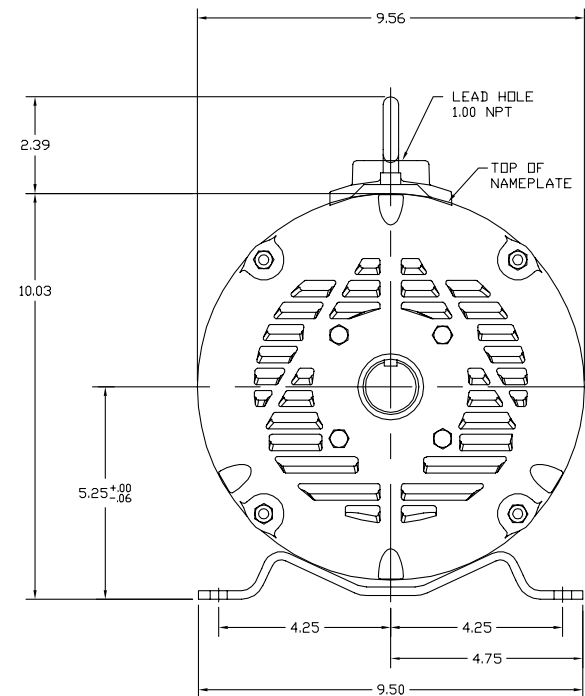
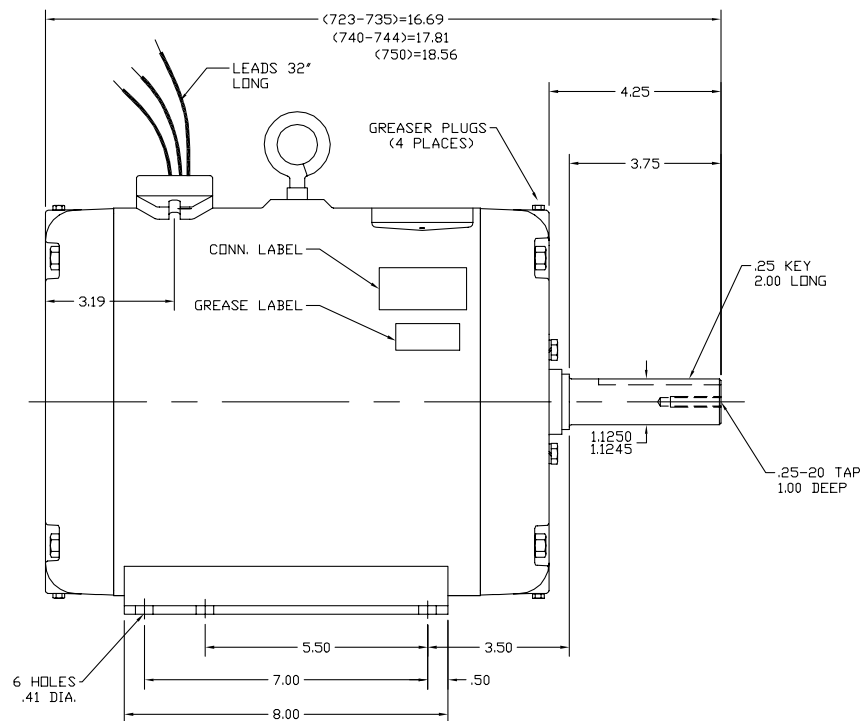
% of Rated Load	25	50	75	100	125	150
Power Factor	57	75	84	88	87	90
Efficiency	67	84.8	86.8	89	87.7	87.8
Speed	3580	3566	3542	3524	3506	3486
Line amperes	6.3	7.5	9.7	12.1	15.4	17.8



Performance Graph at 460V, 60Hz, 10.0HP Typical performance - Not guaranteed values



37LYE766



UNIVERSAL CROP DRYER MOTOR

CUSTOMER IS RESPONSIBLE FOR DETERMINING THAT MOTOR PERFORMANCE IS SUITABLE IN THE APPLICATION.

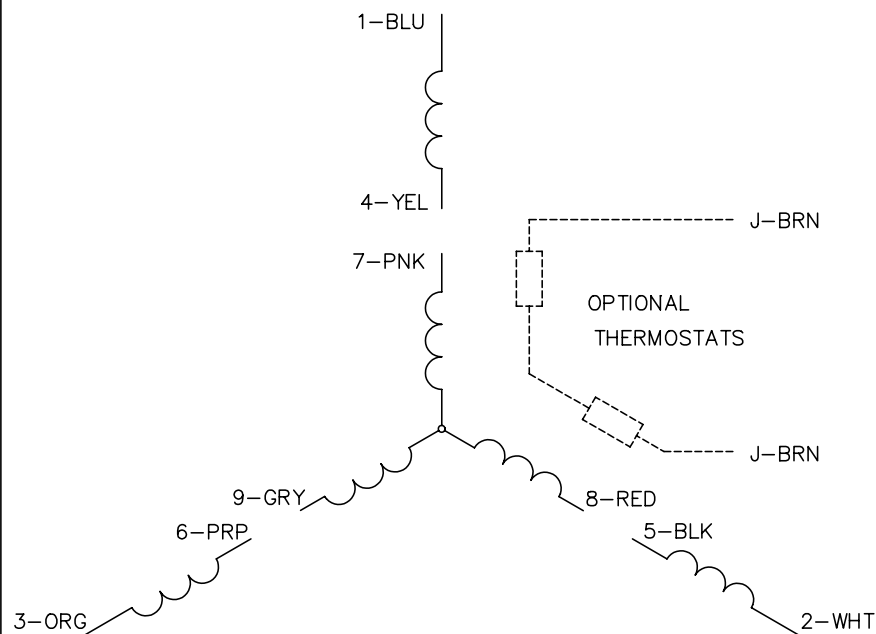
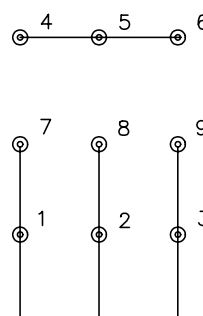
REV. DESC: ADD DIM. FROM FREP TO CENTER OF LEAD HOLE	TDR: 000000443387
REV. LTR: M	VERSION: 01
FILE: \AAA\00007\633	REVISED: 10:30:55 09/13/2007
MTL: -	BY: ENMATRO

**BALDOR • DODGE • RELIANCE**

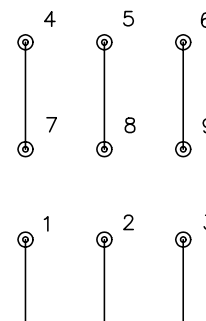
SPL HOR 213-5Z -OPEN- 37M NO KO BOX W/PIPE ADAPTER & T'STAT

37LYE766

CD0005

LOW VOLTAGE  
(2Y)

LINE

HIGH VOLTAGE  
(1Y)

LINE

## NOTES:

1. INTERCHANGE ANY TWO LINE LEADS TO REVERSE ROTATION.
2. OPTIONAL THERMOSTATS ARE PROVIDED WHEN SPECIFIED.
3. ACTUAL NUMBER OF INTERNAL PARALLEL CIRCUITS MAY BE A MULTIPLE OF THOSE SHOWN ABOVE.
4. LEAD COLORS ARE OPTIONAL. LEADS MUST ALWAYS BE NUMBERED AS SHOWN.

REV. DESC: REVISE TO SHOW OPTIONAL COLORS

REV. LTR: E

BY: JLP

REVISED: 01/19/99 10:15

TDR: 0171435

900000

FILE: AAA00005140

MDL: -

MTL: -

BALDOR ELECTRIC Co.

3PH, DV, 9 LEADS

CD0005