

BALDOR® • **RELIANCE**

Product Information Packet

EJMM3219T

7.5HP,3450RPM,3PH,60HZ,184JM,3632M,OPSB

Part Detail							
Revision:	G	Status:	PRD/A	Change #:		Proprietary:	No
Type:	AC	Prod. Type:	3632M	Elec. Spec:	36WGS516	CD Diagram:	CD0005
Enclosure:	OPSB	Mfg Plant:		Mech. Spec:	36G687	Layout:	36LYG687
Frame:	184JM	Mounting:	F1	Poles:	02	Created Date:	07-01-2010
Base:	RG	Rotation:	R	Insulation:	F	Eff. Date:	10-19-2015
Leads:	9#16					Replaced By:	
Literature:		Elec. Diagram:					

Nameplate NP1259L							
CAT.NO.	EJMM3219T						
SPEC.	36G687S516						
HP	7.5						
VOLTS	230/460						
AMP	17.2/8.6						
RPM	3450						
FRAME	184JM	HZ	60	PH	3		
SER.F.	1.15	CODE	L	DES	A	CL	F
NEMA-NOM-EFF	88.5	PF	89				
RATING	40C AMB-CONT						
CC	010A	USABLE AT 208V	18				
DE	6207	ODE	6205				
ENCL	OPSB	SN					

Parts List		
Part Number	Description	Quantity
SA199614	SA 36G687S516	1.000 EA
RA186942	RA 36G687S516	1.000 EA
S/P107-000-001	SUPER E PROC'S-FS, WS & CK PLTS	1.000 EA
36CB3004	36 CB CASTING W/1.09 DIA LEAD HOLE @ 6:0	1.000 EA
51XB1016A08	10-16X 1/2HXWSSLD SERTYB	2.000 EA
11XW1032G06	10-32 X .38, TAPTITE II, HEX WSHR SLTD U	1.000 EA
HW3001B01	BRASS CUP WASHER, FOR #8 SCREW	1.000 EA
36EP3200A25	FR ENDPLATE, MACH	1.000 EA
HA1103A08	RODENT SCREEN, 36 FRAME, OPEN, FRONT END	1.000 EA
51XW1032A06	10-32 X .38, TAPTITE II, HEX WSHR SLTD S	4.000 EA
HW1000A10	#10 FLAT WASHER (SAE)	4.000 EA
HW4500A01	1641B(ALEMITE)400 UNIV, GREASE FITT	1.000 EA
HW4500A17	317400 ALEMITE GREASE RELIEF	1.000 EA
HW5100A05	WVY WSHR F/205 & 304 BRGS	1.000 EA
36EP3405A04	PUEP 182-4C OPEN 207 BRG W/ TSLV, GRGR	1.000 EA
HA1102A07	RODENT SCREEN 36 OPEN FACE	2.000 EA
51XW1032A06	10-32 X .38, TAPTITE II, HEX WSHR SLTD S	4.000 EA
HW1000A10	#10 FLAT WASHER (SAE)	4.000 EA
HW4500A01	1641B(ALEMITE)400 UNIV, GREASE FITT	1.000 EA
HW4500A17	317400 ALEMITE GREASE RELIEF	1.000 EA
10XN2520A24	1/4-20X 1 1/2 HEX HD X	4.000 EA
HW1001A25	LOCKWASHER 1/4, ZINC PLT .493 OD, .255 I	4.000 EA
36CB4516	36 LIPPED CB LID	1.000 EA
51XW0832A07	8-32 X .44, TAPTITE II, HEX WSHR SLTD SE	4.000 EA

Parts List (continued)		
Part Number	Description	Quantity
HA1005A07SP	SLINGER, OD 2.25, ID 1.344, 307 BRG	1.000 EA
HW2501D13SP	KEY, 3/16 SQ X 1.375	1.000 EA
HA7000A01	KEY RETAINER 7/8" DIA SHAFT	1.000 EA
85XU0407S04	4X1/4 U DRIVE PIN STAINLESS	2.000 EA
MJ1000A75	GREASE, POLYREX EM EXXON (USe 4824-15A)	0.050 LB
HA3101A25	THRUBOLT 1/4-20 X 11.000 OHIO ROD	4.000 EA
36AD2004A01	BAFFLE PLATE,MOD 36-SLTD BAND MTRS DELTA	2.000 EA
MG1000Y03	MUNSELL 2.53Y 6.70/ 4.60, GLOSS 20,	0.022 GA
LC0005E01	CONN.DIA./WARNING LABEL (LC0005/LB1119N)	1.000 EA
NP1259L	ALUM SUPER-E UL CSA-EEV CC NEMA PREMIUM	1.000 EA
36PA1000	PKG GRP, PRINT PK1016A06	1.000 EA
MN416A01	TAG-INSTAL-MAINT no wire (1200/bx) 11/14	1.000 EA

AC Induction Motor Performance Data

Record # 51132 - Typical performance - not guaranteed values

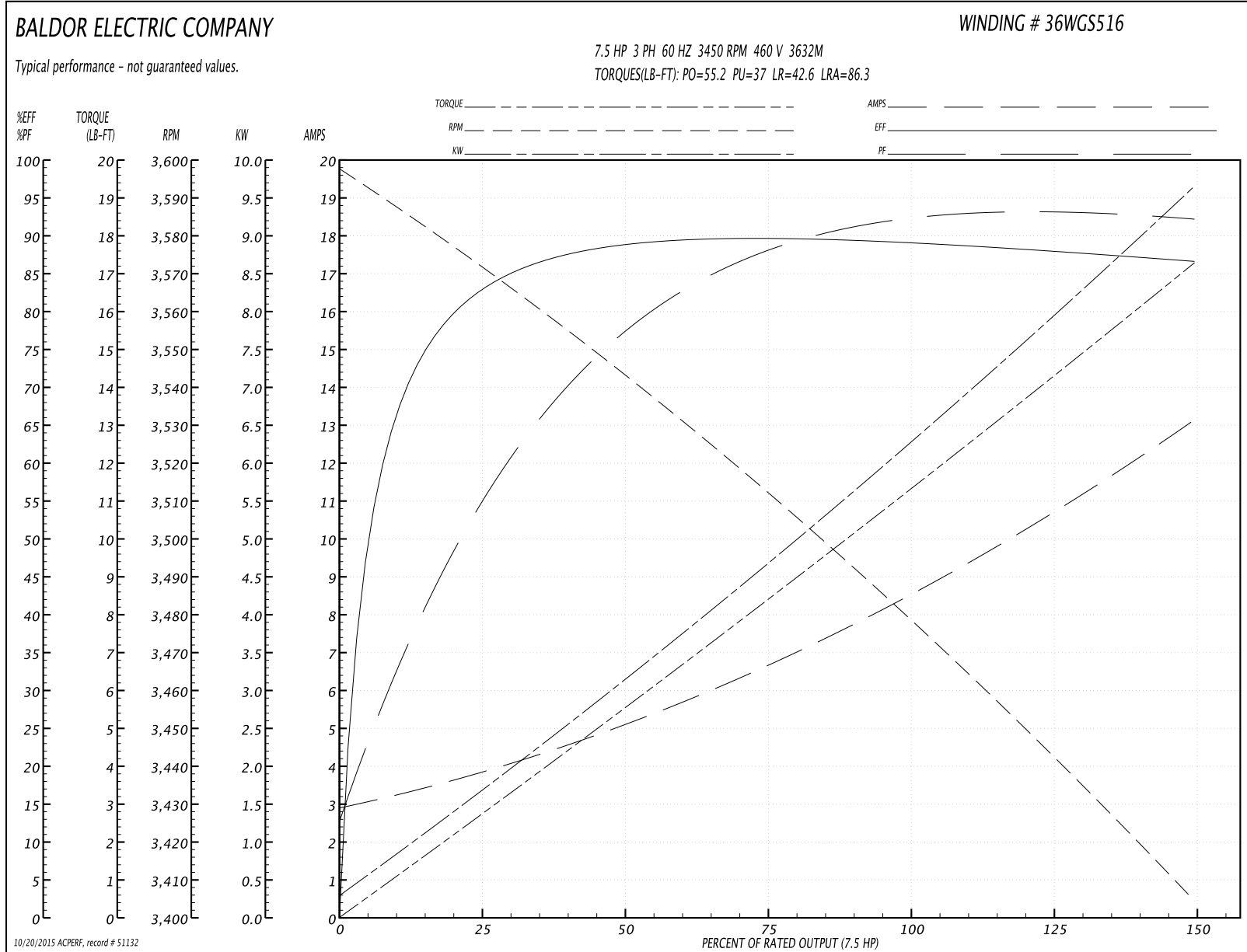
Winding: 36WGS516-R012	Type: 3632M	Enclosure: ODP
-------------------------------	--------------------	-----------------------

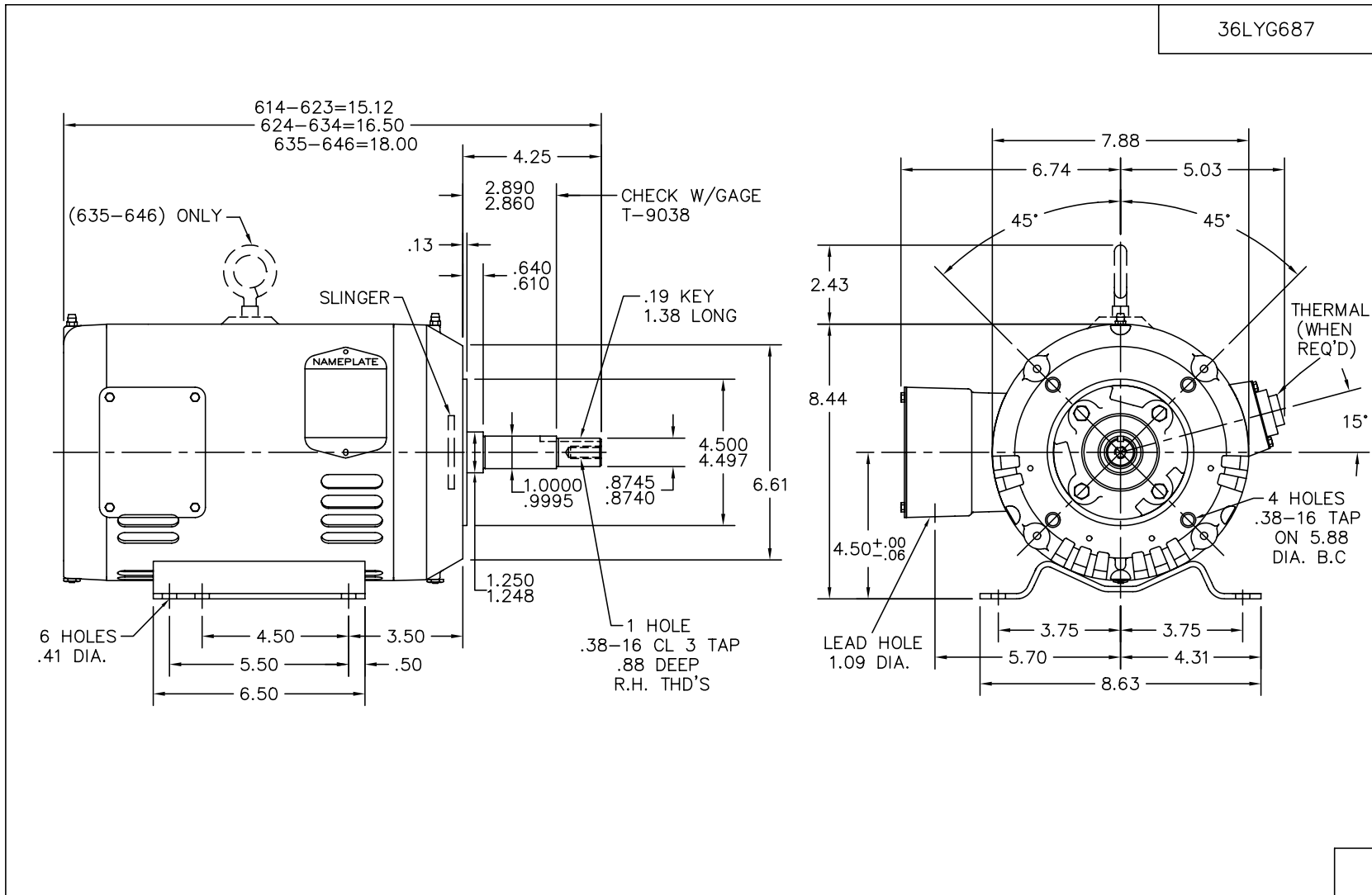
Nameplate Data				460 V, 60 Hz: High Voltage Connection	
Rated Output (HP)	7.5			Full Load Torque	11.3 LB-FT
Volts	230/460			Start Configuration	direct on line
Full Load Amps	17.2/8.6			Breakdown Torque	55.2 LB-FT
R.P.M.	3450			Pull-up Torque	37 LB-FT
Hz	60	Phase	3	Locked-rotor Torque	42.6 LB-FT
NEMA Design Code	A	KVA Code	L	Starting Current	86.3 A
Service Factor (S.F.)	1.15			No-load Current	3.02 A
NEMA Nom. Eff.	88.5	Power Factor	89	Line-line Res. @ 25°C	1.59 Ω
Rating - Duty	40C AMB-CONT			Temp. Rise @ Rated Load	43°C
S.F. Amps				Temp. Rise @ S.F. Load	53°C
				Rotor inertia	0.143 LB-FT ²

Load Characteristics 460 V, 60 Hz, 7.5 HP

% of Rated Load	25	50	75	100	125	150	S.F.
Power Factor	57	80	87	91	93	93	92
Efficiency	82.2	88.2	89.5	89.4	88.4	86.4	88.8
Speed	3572	3543	3513	3479	3443	3404	3457
Line amperes	3.68	4.98	6.72	8.63	10.7	13.1	9.87

Performance Graph at 460V, 60Hz, 7.5HP Typical performance - Not guaranteed values





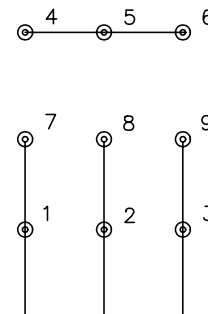
36LYG687

CUST. NAME		CUST. P.O.		CERTIFIED BY		MODEL		INSUL		AMB		
H.P.		MTG		TYPE		R.P.M.		VOLTS		ENCL		
PHASE		FREQ		FRAME		REV. DESC: CHG'D CONDUIT BOX AND LID (SEE EC09)						
REV. LTR: D		BY: JED		REVISED: 02/23/99 8:11		TDR: 0171565						
FILE: AAA00004132		MDL: -						<h2>BALDOR ELECTRIC Co.</h2> <p>STD HORZ 182-4JM OPSB 36M W/SCREENS</p>				
MTL: -		36LYG687										

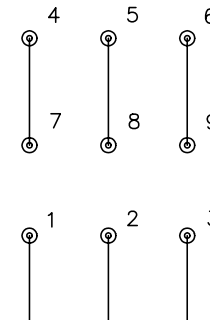
CD0005



LOW VOLTAGE
(2Y)



HIGH VOLTAGE
(1Y)



NOTES:

1. INTERCHANGE ANY TWO LINE LEADS TO REVERSE ROTATION.
2. OPTIONAL THERMOSTATS ARE PROVIDED WHEN SPECIFIED.
3. ACTUAL NUMBER OF INTERNAL PARALLEL CIRCUITS MAY BE A MULTIPLE OF THOSE SHOWN ABOVE.
4. LEAD COLORS ARE OPTIONAL. LEADS MUST ALWAYS BE NUMBERED AS SHOWN.

REV. DESC: REVISE TO SHOW OPTIONAL COLORS			
REV. LTR: E	BY: JLP	REVISED: 01/19/99 10:15	TDR: 0171435
9000D		FILE: AAA00005140	MDL: -
		MTL: -	

BALDOR ELECTRIC Co.

3PH, DV, 9 LEADS

CD0005