

# **BALDOR**® • ***RELIANCE***

## **Product Information Packet**

# **EFM3311T**

**7.5HP,1770RPM,3PH,60HZ,213T,3733M,OPSB,F**

Part Detail							
Revision:	G	Status:	PRD/A	Change #:		Proprietary:	No
Type:	AC	Prod. Type:	3733M	Elec. Spec:	37WGS520	CD Diagram:	CD0005
Enclosure:	OPSB	Mfg Plant:		Mech. Spec:	37B106	Layout:	37LYB106
Frame:	213T	Mounting:	F2	Poles:	04	Created Date:	05-04-2010
Base:	RG	Rotation:	R	Insulation:	F	Eff. Date:	10-19-2015
Leads:	9#14					Replaced By:	
Literature:		Elec. Diagram:					

<b>Nameplate NP1259L</b>							
CAT.NO.	EFM3311T						
SPEC.	37B106S520G1						
HP	7.5						
VOLTS	208-230/460						
AMP	20.4-19.4/9.7						
RPM	1770						
FRAME	213T	HZ	60	PH	3		
SER.F.	1.15	CODE	J	DES	A	CL	F
NEMA-NOM-EFF	91	PF	79				
RATING	40C AMB-CONT						
CC	010A	USABLE AT 208V					
DE	6307	ODE	6206				
ENCL	OPSB	SN					

Parts List		
Part Number	Description	Quantity
SA194357	SA 37B106S520G1	1.000 EA
RA181947	RA 37B106S520G1	1.000 EA
S/P107-000-001	SUPER E PROC'S-FS, WS & CK PLTS	1.000 EA
HA6361A01	LIFTING LUG FOR 37, 39 & 40 FRAME ZINC	2.000 EA
37CB3006	37 CB CASTING W/1.38 LEAD HOLE @ 6:00	1.000 EA
51XW2520A10	.25-20 X .62, TAPTITE II, HEX WSHR SLTD	2.000 EA
11XW1032G06	10-32 X .38, TAPTITE II, HEX WSHR SLTD U	1.000 EA
37FE3200A01	FR ENDPLATE, FOR ROUTING PURPOSES	1.000 EA
HW4500A01	1641B(ALEMITE)400 UNIV, GREASE FITT	1.000 EA
HW5100A06	W2420-025 WVY WSHR (WB)	1.000 EA
37PE3201A01	PU ENDPLATE ASSEMBLY FOR ROUTING	1.000 EA
HW4500A01	1641B(ALEMITE)400 UNIV, GREASE FITT	1.000 EA
XY3118A12	5/16-18 HEX NUT DIRECTIONAL SERRATION	4.000 EA
37CB4516	LIPPED LID FOR 37 FRAME NEC KOBX	1.000 EA
51XW0832A07	8-32 X .44, TAPTITE II, HEX WSHR SLTD SE	4.000 EA
HW2501F21	KEY, 5/16 SQ X 2.375	1.000 EA
HA7000A02	KEY RETAINER RING, 1 1/8 DIA, 1 3/8 DIA	1.000 EA
85XU0407S04	4X1/4 U DRIVE PIN STAINLESS	2.000 EA
LB1115N	LABEL,LIFTING DEVICE (ON ROLLS)	1.000 EA
MJ1000A75	GREASE, POLYREX EM EXXON (USe 4824-15A)	0.050 LB
MG1000Y03	MUNSELL 2.53Y 6.70/ 4.60, GLOSS 20,	0.025 GA
HA3104A39	THRUBOLT-5/16-18 X 12.250	4.000 EA
37AD2001A01	BAFFLE PLATE, STAMPED	2.000 EA
LC0005E01	CONN.DIA./WARNING LABEL (LC0005/LB1119N)	1.000 EA

<b>Parts List (continued)</b>		
<b>Part Number</b>	<b>Description</b>	<b>Quantity</b>
NP1259L	ALUM SUPER-E UL CSA-EEV CC NEMA PREMIUM	1.000 EA
36PA1001	PKG GRP, PRINT PK1017A06	1.000 EA
MN416A01	TAG-INSTAL-MAINT no wire (1200/bx) 11/14	1.000 EA

<b>Accessories</b>		
<b>Part Number</b>	<b>Description</b>	<b>Multiplier</b>
37-1404	C FACE KIT	A8

**AC Induction Motor Performance Data**  
Record # 30488 - Typical performance - not guaranteed values

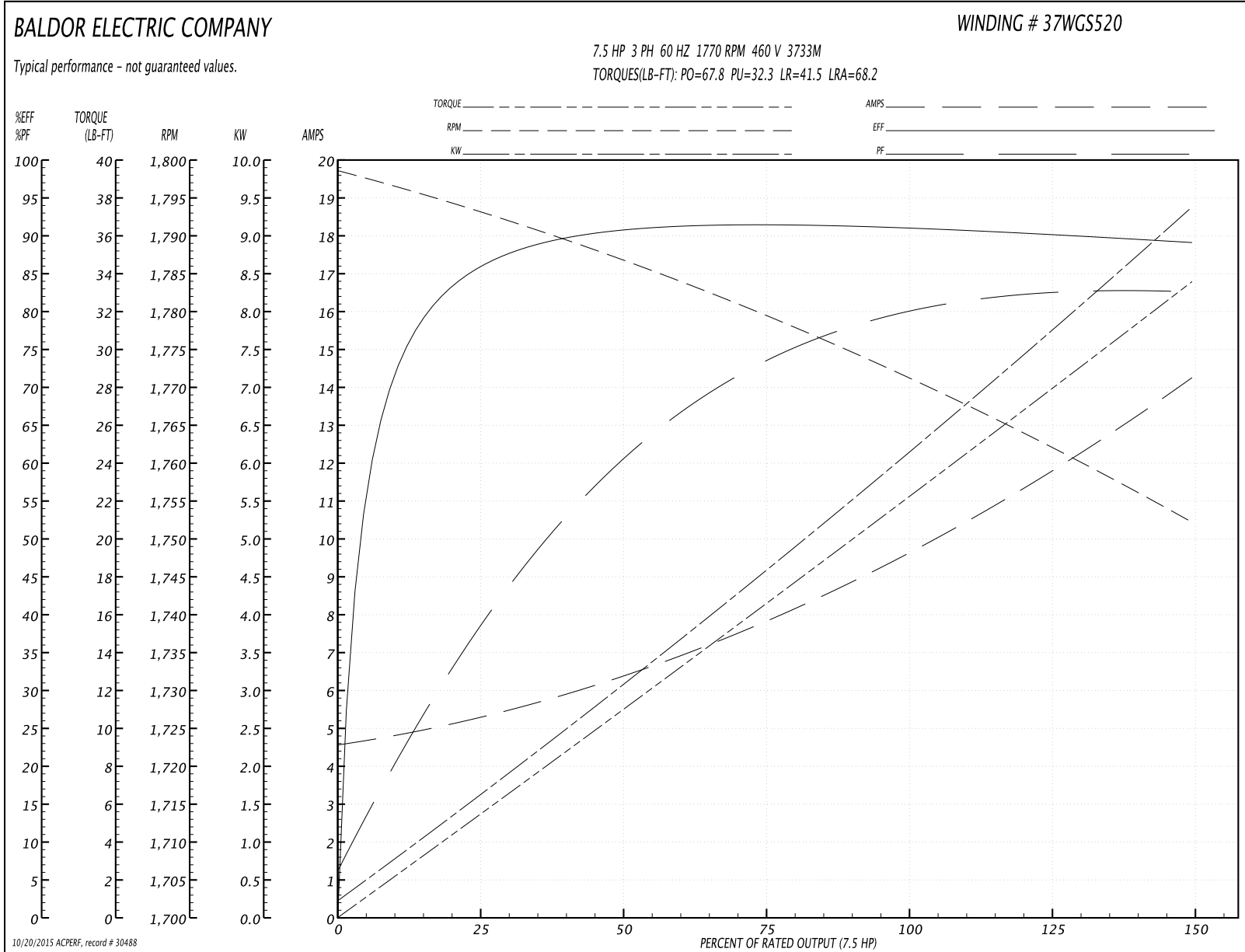
<b>Winding:</b> 37WGS520-R001	<b>Type:</b> 3733M	<b>Enclosure:</b> OPSB
-------------------------------	--------------------	------------------------

Nameplate Data				460 V, 60 Hz: High Voltage Connection	
Rated Output (HP)	7.5			Full Load Torque	22.17 LB-FT
Volts	208-230/460			Start Configuration	direct on line
Full Load Amps	20.4-19.4/9.7			Breakdown Torque	67.8 LB-FT
R.P.M.	1770			Pull-up Torque	32.3 LB-FT
Hz	60	Phase	3	Locked-rotor Torque	41.5 LB-FT
NEMA Design Code	A	KVA Code	J	Starting Current	68.2 A
Service Factor (S.F.)	1.15			No-load Current	4.67 A
NEMA Nom. Eff.	91	Power Factor	79	Line-line Res. @ 25°C	1.5572 Ω
Rating - Duty	40C AMB-CONT			Temp. Rise @ Rated Load	35°C
S.F. Amps				Temp. Rise @ S.F. Load	43°C
				Rotor inertia	0.811 LB-FT <sup>2</sup>

**Load Characteristics 460 V, 60 Hz, 7.5 HP**

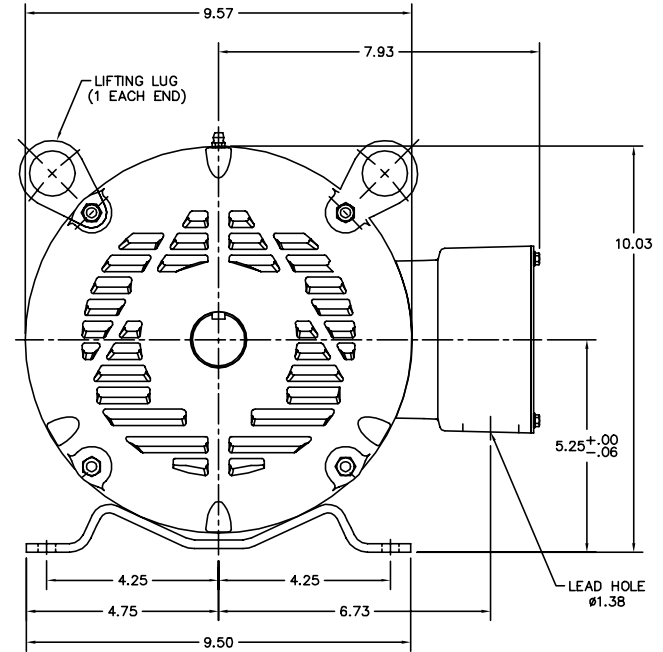
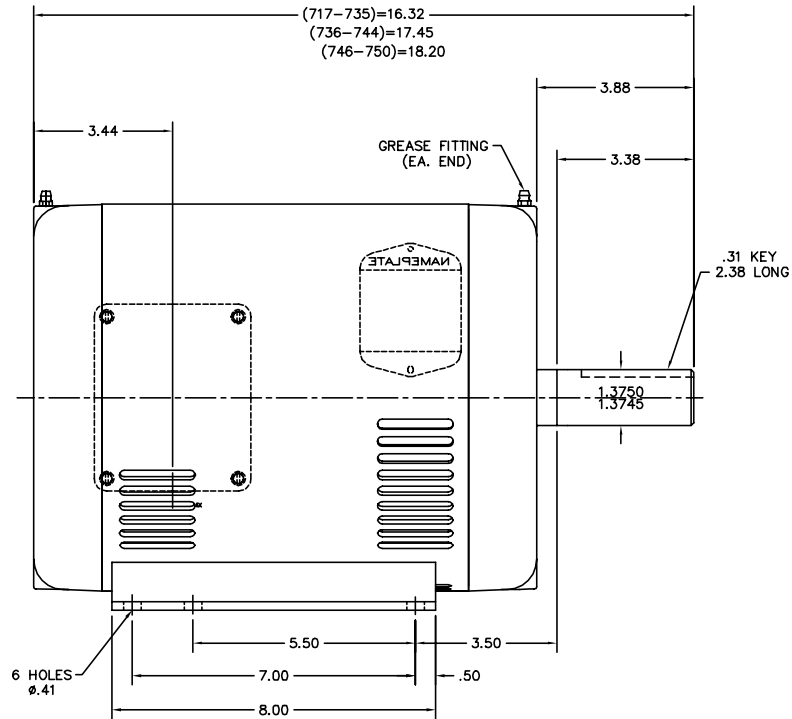
% of Rated Load	25	50	75	100	125	150	S.F.
Power Factor	40	62	73	79	82	83	81
Efficiency	85.6	90.5	91.4	91.2	90.4	89.1	90.7
Speed	1792.9	1786.8	1778.7	1771.9	1762.9	1751.6	1766
Line amperes	5.16	6.29	7.88	9.72	11.8	14.2	11

Performance Graph at 460V, 60Hz, 7.5HP Typical performance - Not guaranteed values





37LYB106



CUSTOMER IS RESPONSIBLE FOR DETERMINING THAT MOTOR PERFORMANCE IS SUITABLE IN THE APPLICATION.

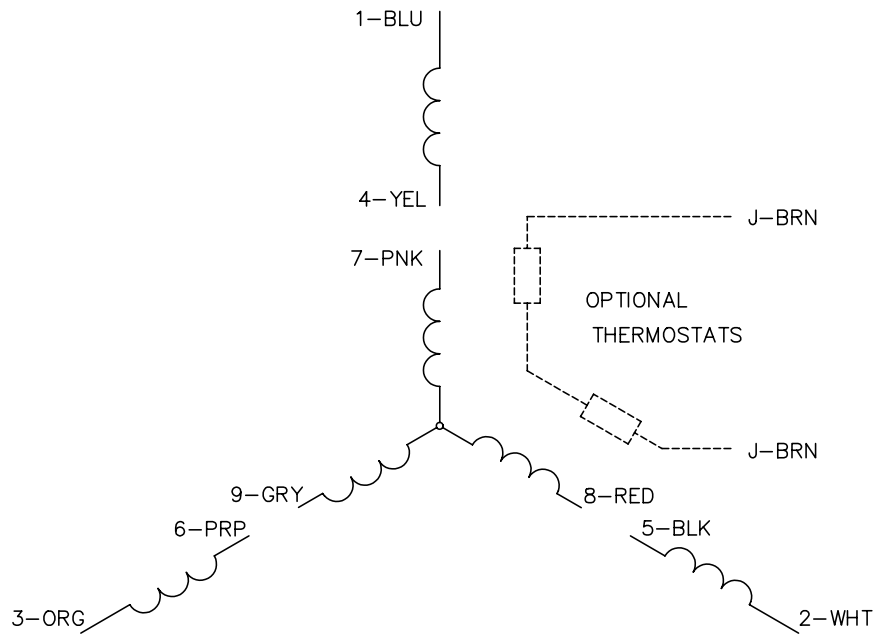
REV. DESC: ADDED 3.44 DIM FOR KO BOX LOCATION			
REV. LTR: F	BY: SSS	REVISED: 15: 26: 00 05/28/2003	TDR: 303668
FILE: AAA00009740		REF: 37LYB106	
MTL: -			

**BALDOR ELECTRIC Co.**

STD HORZ 213-5T OPSB 37M (F-2 MTG)

37LYB106

CD0005

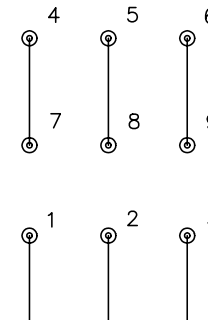


LOW VOLTAGE  
(2Y)



LINE

HIGH VOLTAGE  
(1Y)



LINE

NOTES:

1. INTERCHANGE ANY TWO LINE LEADS TO REVERSE ROTATION.
2. OPTIONAL THERMOSTATS ARE PROVIDED WHEN SPECIFIED.
3. ACTUAL NUMBER OF INTERNAL PARALLEL CIRCUITS MAY BE A MULTIPLE OF THOSE SHOWN ABOVE.
4. LEAD COLORS ARE OPTIONAL. LEADS MUST ALWAYS BE NUMBERED AS SHOWN.

REV. DESC: REVISE TO SHOW OPTIONAL COLORS			
REV. LTR: E	BY: JLP	REVISED: 01/19/99 10:15	TDR: 0171435
90000		FILE: AAA00005140	MDL: -
		MTL: -	

**BALDOR ELECTRIC Co.**

3PH, DV, 9 LEADS

CD0005