

**BALDOR® • RELIANCE**

**Product Information Packet**

**GALESBURG ELECTRIC/IND SPLY INC**

**CHC3417A**

**.33HP, 1100RPM, 1PH, 60HZ, 48Z, 3421C, TEAO, F1**

Part Detail							
Revision:	Z	Status:	PRD/A	Change #:		Proprietary:	No
Type:	AC	Prod. Type:	3421C	Elec. Spec:	34WG5633	CD Diagram:	CD0381
Enclosure:	TEAO	Mfg Plant:		Mech. Spec:	34K052	Layout:	34LYK052
Frame:	48Z	Mounting:	F1	Poles:	06	Created Date:	
Base:	RS	Rotation:	R	Insulation:	B	Eff. Date:	03-22-2016
Leads:	7#18					Replaced By:	
Literature:		Elec. Diagram:					

Nameplate NP1280L												
CAT.NO.	CHC3417A											
SPEC.	34K52-5633											
HP	.33											
VOLTS	115/230											
AMP	5.6/2.8											
RPM	1100											
FRAME	48Z					HZ	60			PH	1	
SER.F.	1.00					CODE	F		DES	-	CL	B
NEMA-NOM-EFF	54					PF	67					
RATING	40C AMB-CONT											
CC										USABLE AT 208V		
DE	6203					ODE	6203					
ENCL	TEAO					SN						

Parts List		
Part Number	Description	Quantity
SA008199	SA 34K52-5633	1.000 EA
RA004646	RA 34K52-5633	1.000 EA
OC3010F12SP	CYL OIL CAP 10MFD/370V	1.000 EA
34EP3204A01SP	FR ENDPLATE, MACH	1.000 EA
51XW0832A07	8-32 X .44, TAPTITE II, HEX WSHR SLTD SE	3.000 EA
11XT0832G06	8-32 X 3/8 TY 23 TAPPING	1.000 EA
RM1000A03	CUSHION RING, MDL 17-33-34	1.000 EA
RM1000A03	CUSHION RING, MDL 17-33-34	1.000 EA
HA6004A01A	CLAMP CUSHION RING ASSY	2.000 EA
WD4100A01	DP-875 HEYCO PLUG OR 62MP0875 MICRO PLAS	1.000 EA
RM1001A01	GROMMET "MIDSTATES"	1.000 EA
NS2501A01	INSULATOR, CAPACITOR	1.000 EA
51XB1016A05	10-16X5/16HX WA SL SR TYB (F/S)	2.000 EA
HW5100A03SP	WAVY WASHER (W1543-017)	1.000 EA
34EP3205A01	PU ENDPLATE, MACH	1.000 EA
XY1032A02	10-32 HEX NUT DIRECTIONAL SERRATION	4.000 EA
HW1000A10	#10 FLAT WASHER (SAE)	4.000 EA
LD5000A52	LEAD ASSY W/INTERNAL STAR RING TERMINALS	1.000 EA
11XT1032A06	10-32 X 3/8 HX WSHR HD SLTD TYPE 23	2.000 EA
34CB4501SP	TERMINAL BOX LID, STAMPED X (PLATED)	1.000 EA
34GS1005	GASKET, TERM PLATE LID	1.000 EA
51XW0832A07	8-32 X .44, TAPTITE II, HEX WSHR SLTD SE	2.000 EA
34GS5003A01	FOAM SLEEVE, ID = 2 1/16" X 4 3/8"	1.000 EA
34BA4001F01	RESILIENT BASE, 417-421	1.000 EA

<b>Parts List (continued)</b>		
<b>Part Number</b>	<b>Description</b>	<b>Quantity</b>
WD1000A03	41531 AMP FLG.TERM,4M/REEL(2.5MIL)	9.000 EA
MG1025C02	WILKOFASG SG, 787.105, TAN	0.014 GA
10XF0440S02	04-40 X 1/8 TYPE F HEX HD STAINLESS STIC	2.000 EA
SP5076SP	MODEL 34 TERMINAL PANEL WITH QUICK CONNE	1.000 EA
33CB4800A02	CAPACITOR COVER, STAMPED	1.000 EA
35GS3001A02	GASKET, CA.COVER, 5.38 LONG .06 CS301	1.000 EA
HA3100A17	THRUBOLT 10-32 X 9.000	4.000 EA
LB1118	LABEL,WARNING (ROLL LABEL)	1.000 EA
LC0052	CONNECTION LABEL	1.000 EA
NP1280L	ALUM FARM DUTY UL CSA CC THERMAL	1.000 EA
34PA1002	PKG GRP, PRINT PK1001A01	1.000 EA

**AC Induction Motor Performance Data**

Record # 50787 - Typical performance - not guaranteed values

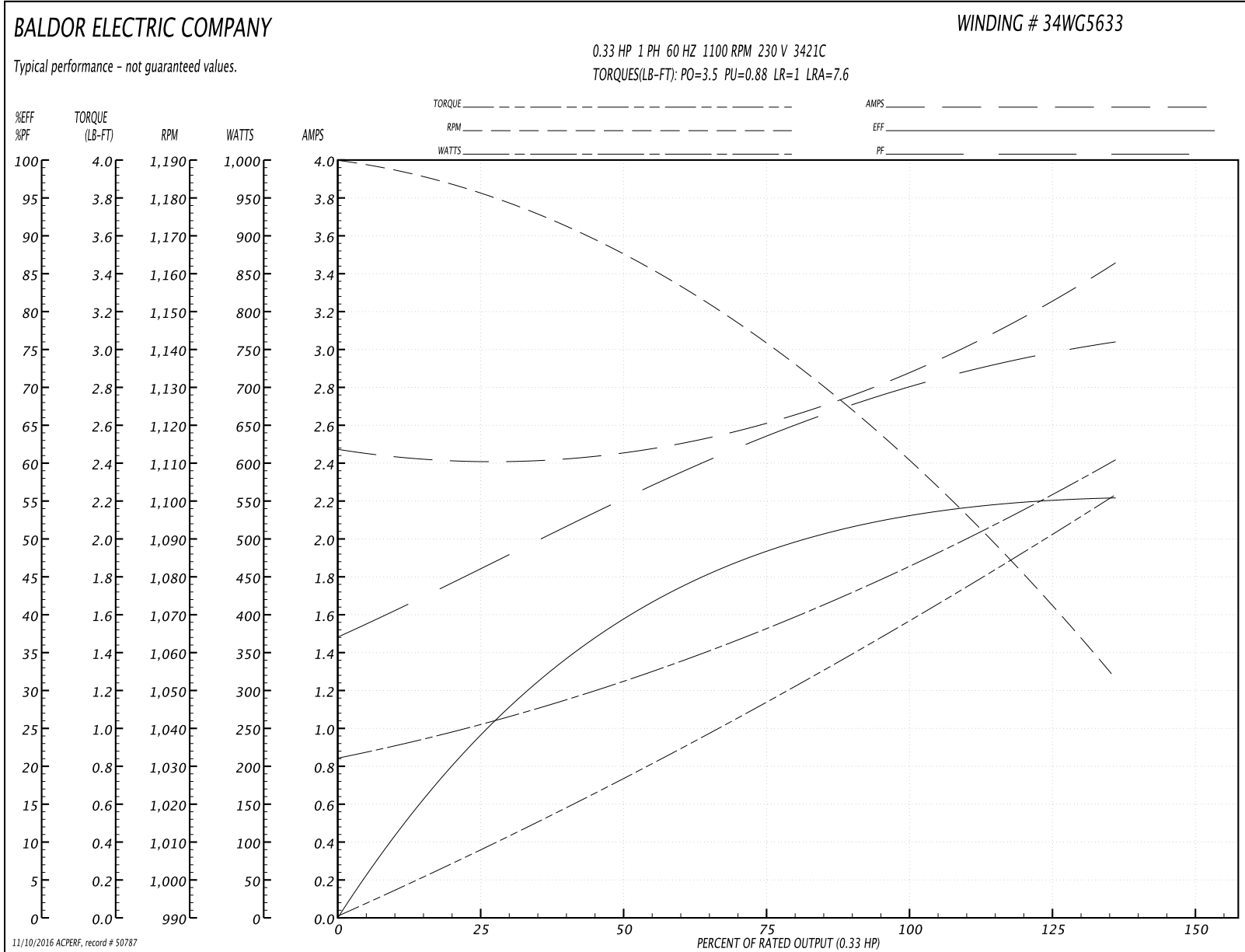
<b>Winding:</b> 34WG5633-R001	<b>Type:</b> 3421C	<b>Enclosure:</b> TEAO
-------------------------------	--------------------	------------------------

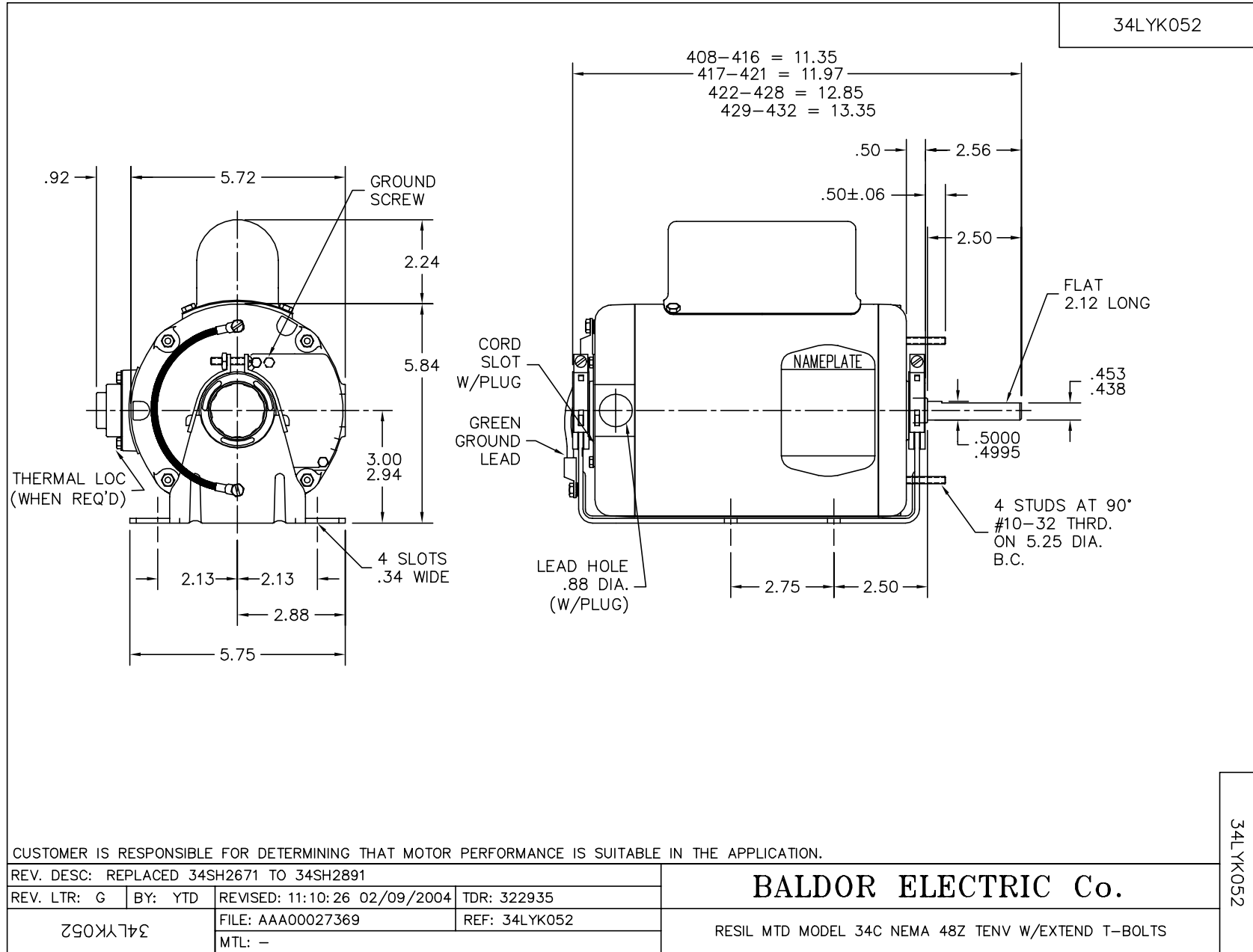
Nameplate Data				230 V, 60 Hz: High Voltage Connection	
Rated Output (HP)	.33			Full Load Torque	1.5 LB-FT
Volts	115/230			Start Configuration	direct on line
Full Load Amps	5.6/2.8			Breakdown Torque	3.5 LB-FT
R.P.M.	1100			Pull-up Torque	0.88 LB-FT
Hz	60	Phase	1	Locked-rotor Torque	1 LB-FT
NEMA Design Code	-	KVA Code	F	Starting Current	7.6 A
Service Factor (S.F.)	1			No-load Current	2.45 A
NEMA Nom. Eff.	54	Power Factor	67	Line-line Res. @ 25°C	8.28 Ω A Ph 25.1 Ω B Ph
Rating - Duty	40C AMB-CONT			Temp. Rise @ Rated Load	

Load Characteristics 230 V, 60 Hz, 0.33 HP

% of Rated Load	25	50	75	100	125	150
Power Factor	43	53	61	67	72	76
Efficiency	22	39	49	54	56	54
Speed	1180	1161	1142	1118	1090	1048
Line amperes	2.43	2.48	2.61	2.81	3.09	3.5

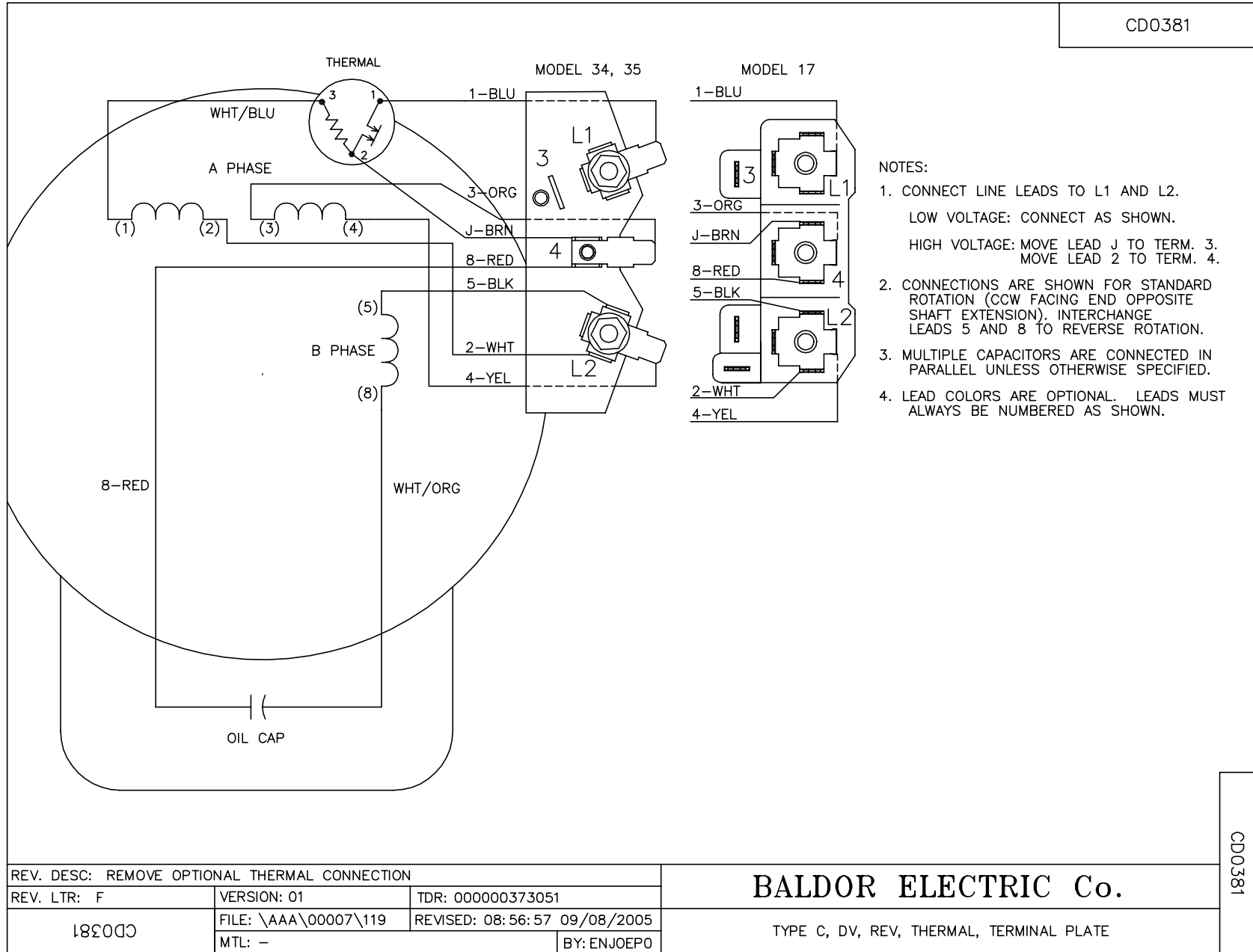
Performance Graph at 230V, 60Hz, 0.33HP Typical performance - Not guaranteed values







CD0381



CD0381

REV. DESC: REMOVE OPTIONAL THERMAL CONNECTION		
REV. LTR: F	VERSION: 01	TDR: 000000373051
182000	FILE: \AAA\00007\119	REVISED: 08:56:57 09/08/2005
	MTL: -	BY: ENJOEPO

**BALDOR ELECTRIC Co.**

TYPE C, DV, REV, THERMAL, TERMINAL PLATE