

BALDOR® • **RELIANCE**

Product Information Packet

AFM3532

3HP,3450RPM,3PH,60HZ,145T,3528M,TEAO,F1

Part Detail							
Revision:	AC	Status:	PRD/A	Change #:		Proprietary:	No
Type:	AC	Prod. Type:	3528M	Elec. Spec:	35WGT123	CD Diagram:	CD0005
Enclosure:	TEAO	Mfg Plant:		Mech. Spec:	35T908	Layout:	35LYT908
Frame:	145T	Mounting:	F1	Poles:	02	Created Date:	06-22-2007
Base:	RG	Rotation:	R	Insulation:	B	Eff. Date:	04-02-2015
Leads:	9#18 14" minimum Y					Replaced By:	
Literature:		Elec. Diagram:					

Nameplate NP1279L							
CAT.NO.	AFM3532						
SPEC.	35T908T123G1						
HP	3						
VOLTS	208-230/460						
AMP	8.1-7.6/3.8						
RPM	3450						
FRAME	145T	HZ	60	PH	3		
SER.F.	1.00	CODE	K	DES	B	CL	B
NEMA-NOM-EFF	82.5	PF	89				
RATING	40C AMB-CONT						
CC		USABLE AT 208V	8.1				
DE	6205	ODE	6203				
ENCL	TEAO	SN					

Parts List		
Part Number	Description	Quantity
SA111030	SA 35T908T123G1	1.000 EA
RA102409	RA 35T908T123G1	1.000 EA
RM1001A01	GROMMET "MIDSTATES"	1.000 EA
11XT0832G06	8-32 X 3/8 TY 23 TAPPING	1.000 EA
HW3001B01	BRASS CUP WASHER, FOR #8 SCREW	1.000 EA
SP1003A01	TERM. BOARD, MODE 35 SW X H-23655	1.000 EA
51XW0832A07	8-32 X .44, TAPTITE II, HEX WSHR SLTD SE	2.000 EA
35EP3102A02SP	FR ENDPLATE, MACH	1.000 EA
HW4500A01	1641B(ALEMITE)400 UNIV, GREASE FITT	1.000 EA
HW5100A03SP	WAVY WASHER (W1543-017)	1.000 EA
35EP3101A01SP	STD PU EP-ENCLOSED-205 BRG-W/GREASER	1.000 EA
HW4500A01	1641B(ALEMITE)400 UNIV, GREASE FITT	1.000 EA
XY1032A02	10-32 HEX NUT DIRECTIONAL SERRATION	4.000 EA
35CB4500SP	TERMINAL BOX LID STAMPED	1.000 EA
35GS1002	GASKET,1/16 THICK LEXIDE	1.000 EA
51XW0832A07	8-32 X .44, TAPTITE II, HEX WSHR SLTD SE	2.000 EA
HW2501D13SP	KEY, 3/16 SQ X 1.375	1.000 EA
HA7000A01	KEY RETAINER 7/8" DIA SHAFT	1.000 EA
85XU0407S04	4X1/4 U DRIVE PIN STAINLESS	2.000 EA
MJ1000A75	GREASE, POLYREX EM EXXON (USe 4824-15A)	0.050 LB
MG1025C02	RAL6081, LIGHT SUPER TAN, GLOSS 85,	0.017 GA
HA3100A18	THRUBOLT 10-32 X 9.250	4.000 EA
LB1119N	WARNING LABEL	1.000 EA
LC0005	CONN.DIA.,TY M,9-LD,DUAL VOLT,REVERSING	1.000 EA

Parts List (continued)		
Part Number	Description	Quantity
LB1161	LABEL,THERMOSTAT (ROLL LABEL)	1.000 EA
NP1279L	ALUM FARM DUTY UL CSA CC	1.000 EA
36PA1000	PKG GRP, PRINT PK1016A06	1.000 EA

Accessories		
Part Number	Description	Multiplier
35-8762	C FACE KIT	A8
35EP1604A01SP	D-FLANGE KIT	A8

AC Induction Motor Performance Data

Record # 20989 - Typical performance - not guaranteed values

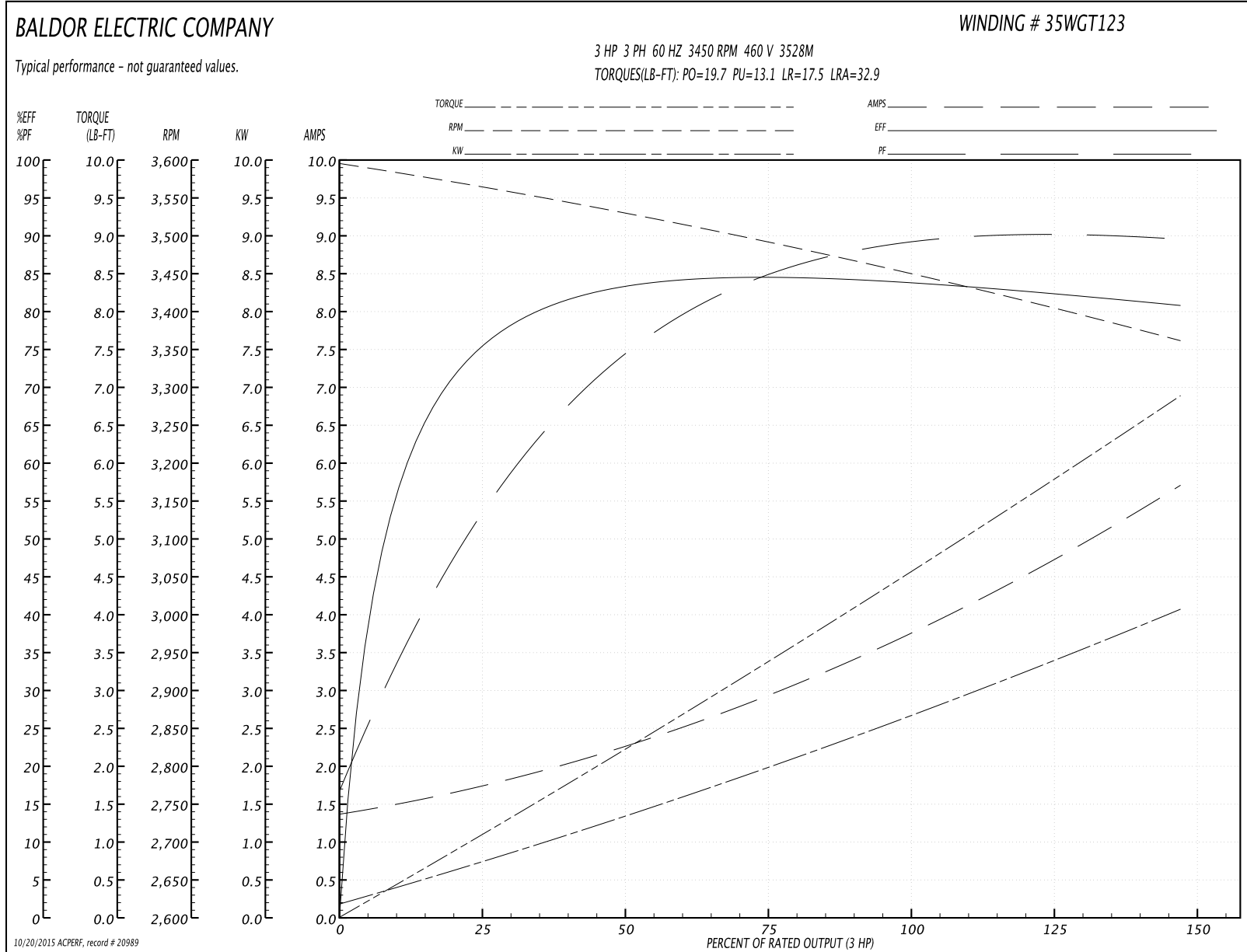
Winding: 35WGT123-R011	Type: 3528M	Enclosure: TEFC
-------------------------------	--------------------	------------------------

Nameplate Data				460 V, 60 Hz: High Voltage Connection	
Rated Output (HP)	3			Full Load Torque	4.6 LB-FT
Volts	208-230/460			Start Configuration	direct on line
Full Load Amps	8.1-7.6/3.8			Breakdown Torque	19.7 LB-FT
R.P.M.	3450			Pull-up Torque	13.1 LB-FT
Hz	60	Phase	3	Locked-rotor Torque	17.5 LB-FT
NEMA Design Code	B	KVA Code	K	Starting Current	32.9 A
Service Factor (S.F.)	1			No-load Current	1.4 A
NEMA Nom. Eff.	82.5	Power Factor	89	Line-line Res. @ 25°C	5.1 Ω
Rating - Duty	40C AMB-CONT			Temp. Rise @ Rated Load	68°C

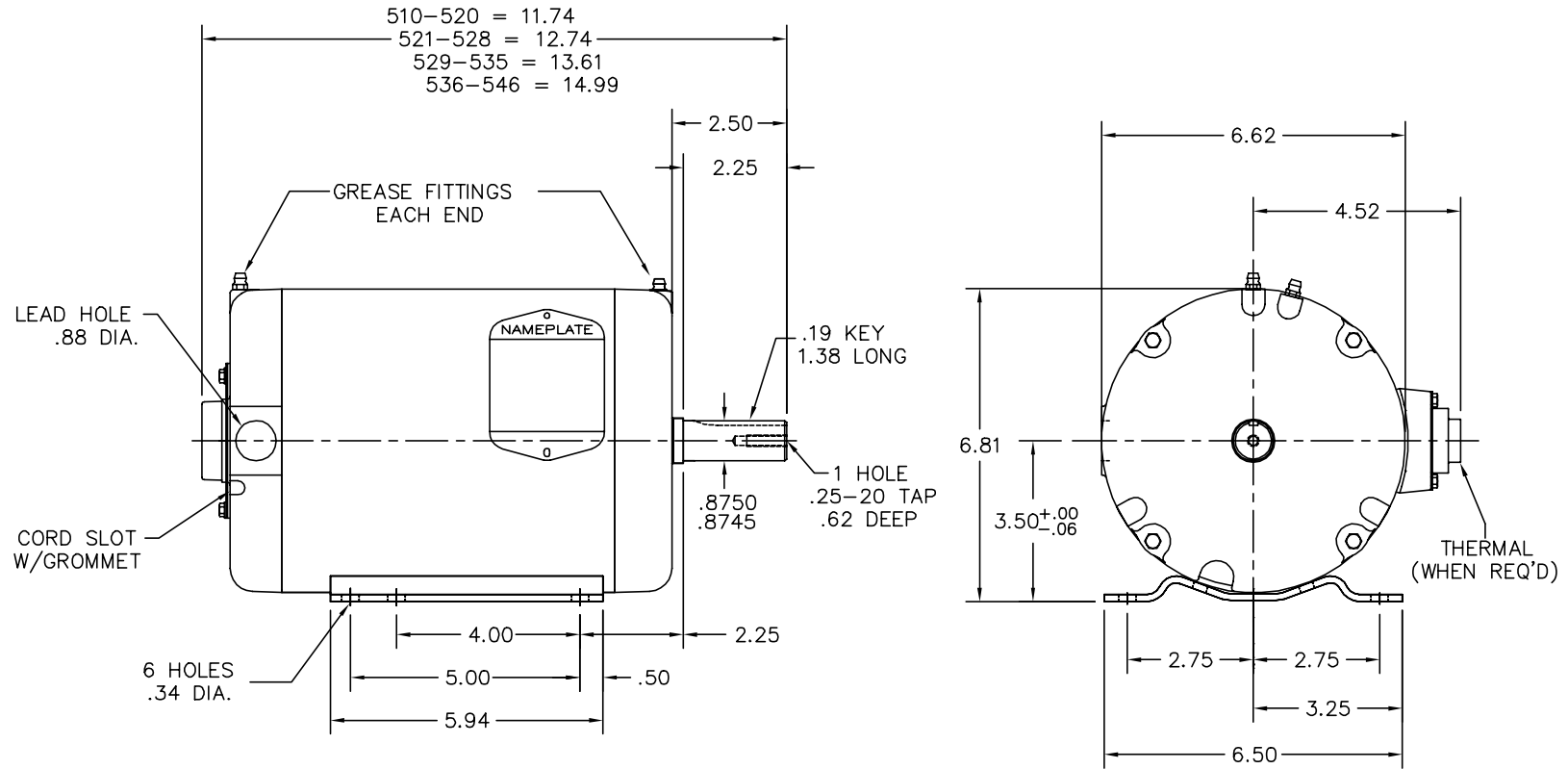
Load Characteristics 460 V, 60 Hz, 3 HP

% of Rated Load	25	50	75	100	125	150
Power Factor	55	74	83	87	88	88
Efficiency	76	83	84.3	84	82.7	80.6
Speed	3559	3525	3490	3452	3409	3358
Line amperes	1.7	2.3	3	3.8	4.7	5.7

Performance Graph at 460V, 60Hz, 3.0HP Typical performance - Not guaranteed values



35LYT908



AERATION FAN MOTOR

CUSTOMER IS RESPONSIBLE FOR DETERMINING THAT MOTOR PERFORMANCE IS SUITABLE IN THE APPLICATION.

REV. DESC: LEAD HOLE .88 DIA WAS LEAD HOLE .88 DIA. W/PLUG

REV. LTR: A	VERSION: 01	TDR: 000000444235
8061A75C	FILE: \AAA\00110\931	REVISED: 21:15:40 09/24/2007
	MTL: -	BY: ENMARHO

BALDOR ELECTRIC Co.

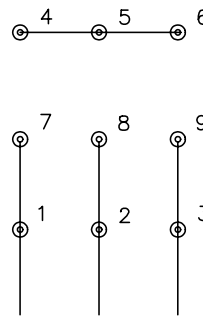
HOR 143-5T TEAO 35M-T.P/AERA FAN, 2 POLE "W" BASE(35BA4009)

35LYT908

CD0005

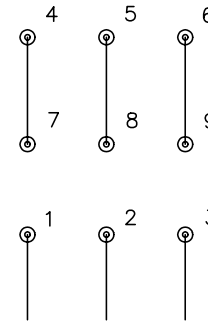


LOW VOLTAGE
(2Y)



LINE

HIGH VOLTAGE
(1Y)



LINE

NOTES:

1. INTERCHANGE ANY TWO LINE LEADS TO REVERSE ROTATION.
2. OPTIONAL THERMOSTATS ARE PROVIDED WHEN SPECIFIED.
3. ACTUAL NUMBER OF INTERNAL PARALLEL CIRCUITS MAY BE A MULTIPLE OF THOSE SHOWN ABOVE.
4. LEAD COLORS ARE OPTIONAL. LEADS MUST ALWAYS BE NUMBERED AS SHOWN.

REV. DESC: REVISE TO SHOW OPTIONAL COLORS			
REV. LTR: E	BY: JLP	REVISED: 01/19/99 10:15	TDR: 0171435
9000D		FILE: AAA00005140	MDL: -
		MTL: -	

BALDOR ELECTRIC Co.

3PH, DV, 9 LEADS

CD0005